

TORONTO TRANSIT COMMISSION

TO **Distribution list**

FROM **Scott Haskill**

DATE **December 22, 2021**

SUBJECT **Service changes for the January 2022 Board Period**

The attached pages list the service changes for the first board period of 2022, starting on Sunday, January 2, 2022.

The scheduled service for the January 2022 board period carries over the service changes shown in the November/December 2021 board period package. These service changes were developed to ensure that scheduled service aligns with a temporary reduction in operator availability realized by the TTC's mandatory vaccine policy, which went into effect on November 21, 2021. These service levels resulted in system-wide service reductions while applying the following key guiding planning principles:

- Service coverage: all routes continue to operate
- Operating hours: all corridors operate during the same hours of operation
- Frequency: all routes continue to operate every 30 minutes or better

The January 2022 board period includes regular and construction service changes resulting in an increase of 2,250 weekly hours (+2,570 regular and -320 construction), as compared to the December 2021 board period. No seasonal service reductions were made in the prior board period; therefore, no seasonal service restorations will be implemented in January 2022.

The temporary service changes carried over from the December 2021 board period will be restored systematically in a prioritized manner beginning in the February 2022 board period.

If there are any questions about these changes, please contact the Service Planning and Scheduling staff listed below.

Scott Haskill

Scott Haskill
Chief Customer Officer (A)
Attachments: Memo, Budget tables

Service Planning and Scheduling Contacts

Mark Mis	416-393-4275 E-mail mark.mis@ttc.ca	Head – Service Planning and Scheduling
Jose Rubio	416-393-4512 E-mail jose.rubio@ttc.ca	System-wide service questions
Peter Borkowski	416-393-4276 E-mail peter.borkowski@ttc.ca	System-wide schedule/crew information
Joseph Seecharan	416-393-4523 E-mail joseph.seecharan@ttc.ca	Schedule/crew information for subway, streetcars and station collectors
Frank Longo	416-393-4516 E-mail franco.longo@ttc.ca	Schedule/crew information for western bus divisions
Mike Perron	416-397-8926 E-mail mike.perron@ttc.ca	Schedule/crew information for eastern bus divisions

1. MAJOR SERVICE CHANGES

Temporary service reductions – As a result of operator workforce shortages, the temporary service reductions initially implemented in the November 2021 board period will be carried over to January 2022. This includes temporary service reductions on Line 2 Bloor Danforth, 1 streetcar route, and 57 bus routes. Provisions have been made to protect service on the busiest corridors in the system during the busiest periods. Further details are outlined in the November/December 2021 service change memo.

600 Series/Run-As-Directed – Crews will be partially restored at four bus divisions: Arrow, Malvern, McNicoll, and Mount Dennis.

Construction Projects Starting

- Wilson Station Lower construction, until December 2022. Routes 29 DUFFERIN, 929 DUFFERIN EXPRESS, 104 FAYWOOD, and 160 BATHURST NORTH move to temporary bus terminal

Construction Projects Continuing

- TTC and City construction at King-Queen-Queensway Roncesvalles, until fall 2022.
- TTC overhead upgrades along the 501 QUEEN corridor, until February 2022
- City road construction on Wellington Street, until fall 2022
- City watermain and bridge construction on Cummer Ave between Bayview and Leslie – 42 CUMMER diverted in the westbound direction, until August 2022
- TTC Donlands Station Easier Access construction – 56 LEASIDE and 83 JONES diverted, until late 2022

Construction Projects Ending

- Sherbourne watermain construction - 75 SHERBOURNE returned to regular two-way routing on Sherbourne Street, interline between 82 ROSEDALE and 75 SHERBOURNE will be reinstated on weekend evenings
- York Mills Station bus terminal closure, ending December 24, 2021. Buses vacate temporary terminal at northwest corner of Yonge Street and Wilson Avenue and return to regular terminal

SERVICE CHANGES REQUIRING STOP OR STOP ANNOUNCEMENT MODIFICATIONS

- Construction related changes on 501 QUEEN
- Reinstatement of 75 SHERBOURNE service on Sherbourne Street
- Opening of temporary bus terminal at Wilson Station
- Re-opening of bus terminal at York Mills Station

2. LIST OF SERVICE CHANGES

501/301 Queen ^{Rus → Les}	6
• Queen Street West track and overhead work continues.....	6
• End-of-line adjustment – Private construction.....	6
• Pantograph conversion – Carhouse allocation change	6
503 Kingston Rd ^{Les → Rus}	7
• Service reduction	7
• Layover location adjustment – private construction.....	7
• Carhouse allocation change.....	7
Wilson Station bus terminal construction begins	9
• Temporary routing change – Construction.....	9
York Mills Station bus terminal construction ends	10
• Temporary routing change ends.....	10
21 Brimley ^{McN → Mal}	10
• Divisional allocation change	10
25 Don Mills ^{Egl}	10
• PM tripper removal.....	10
75 Sherbourne ^{Bir}	10
• City construction end.....	10
82 Rosedale ^{Bir}	11
• City construction end.....	11
600 Series	12
• Partial reinstatement	12

3. Service Changes – Subway

No changes.

4. Service Changes – Streetcar

501/301 QUEEN ^{RUS → LES}

- Queen Street West track and overhead work continues
- End-of-line adjustment – Private construction
- Pantograph conversion – Carhouse allocation change

Customer impact: Major

Budgetary impact: Increase of 535 weekly hours streetcar, reduction of 594 hours bus

Effective date: January 2, 2022

As a result of delays to the completion of track and overhead upgrades along Queen Street West, from Bay Street to Fennings Street, streetcar service will not return to 501 QUEEN west of Parliament Street as initially planned. Service will continue to divert via Parliament Street and King Street East and West. Service will be restored on Queen Street East and West to Bathurst Street as of the February 2022 board period.

Instead, cars will be extended west from Charlotte Loop to Wolesley Loop (via King Street West and Bathurst Street) due to the start of a condominium development at 400 King Street West. Construction hoarding and increased heavy truck traffic will reduce safe layover space on Charlotte Street, requiring the removal of combined 501 QUEEN and 503 KINGSTON RD service.

With the completion of full-stagger OCS upgrades from Woodbine Loop to Neville Park Loop, scheduled streetcar service will be restored east of Kingston Road. Service has been operating on this routing at the divisional level since December 6, 2021.

Carhouse allocation for the 501 QUEEN will change from Russell Carhouse to Leslie Barns, to allow for cars to run-out and run-into service without switching from trolley pole to pantograph when exiting and entering the carhouse.

501N (Coxwell-Neville Park) replacement buses will be formally removed from schedules. These trips have not been operating since December 6, 2021.

There will be no scheduled changes to 501L (Long Branch-Broadview) and 501H (Humber Broadview) replacement buses, or overnight replacement bus service.

In February 2022, schedules on the 501L and 501H will be adjusted to remove running time and reduce excess dwell time at end terminals. Between December 10th, 2021 and February 12th, 2022, buses will be extended to Broadview Station, via Broadview Avenue, at the divisional level. Westbound buses will continue to travel west on Gerrard Street East and south on River Street as they proceed to Queen Street East from Broadview Station.

Service Designs

Time Period	Service	Veh	Headway	Total Time + recovery	Vehicle Changes
Monday to Friday					
Early AM	501 Bathurst-Neville Park via King	15	8 min 00 s	117+3	+4 car constr
AM Peak	501 Bathurst-Neville Park via King	16	8 min 00 s	119+9	+5 car constr
Midday	501 Bathurst-Neville Park via King	16	8 min 00 s	123+5	+5 car constr
PM Peak	501 Bathurst-Neville Park via King	17	8 min 00 s	128+8	+6 car constr
Early Evening	501 Bathurst-Neville Park via King	13	9 min 00 s	110+7	+3 car constr

Late Evening	501 Bathurst-Neville Park via King	11	10 min 00 s	100+10	+3 car constr
Saturday					
Early Morning	501 Bathurst-Neville Park via King	9	10 min 00 s	84+6	+1 car constr
Morning	501 Bathurst-Neville Park via King	12	9 min 00 s	101+7	+2 car constr
Afternoon	501 Bathurst-Neville Park via King	16	8 min 00 s	119+9	+3 car constr
Early Evening	501 Bathurst-Neville Park via King	13	9 min 00 s	107+10	+3 car constr
Late Evening	501 Bathurst-Neville Park via King	11	10 min 00 s	104+6	+2 car constr
Sunday/holiday					
Early Morning	501 Bathurst-Neville Park via King	9	10 min 00 s	85+5	+1 car constr
Morning	501 Bathurst-Neville Park via King	11	9 min 30 s	99+5-6	+1 car constr
Afternoon	501 Bathurst-Neville Park via King	15	8 min 00 s	112+8	+3 car constr
Early Evening	501 Bathurst-Neville Park via King	11	9 min 00 s	93+6	+2 car constr
Late Evening	501 Bathurst-Neville Park via King	10	10 min 00 s	92+8	+2 car constr
Overnight, seven days a week (Bus)					
Overnight	301 Long Branch-Neville Park	5	30 min 00 s	140+10	No change

Routing details

Westbound 501: from Neville Park Loop via north on Nursewood Road, west on Queen Street East, south on Parliament Street, west on King Street East, west on King Street West, north on Bathurst Street, and east on Wolseley Street to Wolseley Loop.

Eastbound 501: from Wolseley Loop via south on Bathurst Street, east on King Street West, east on King Street East, north on Parliament Street, east on Queen Street East, to Neville Park Loop.

Destination signs – streetcar:

501 QUEEN // BATHURST // via KING

503 KINGSTON RD ^{LES → Rus}

- **Service reduction**
- **Layover location adjustment – private construction**
- **Carhouse allocation change**

Customer impact: None

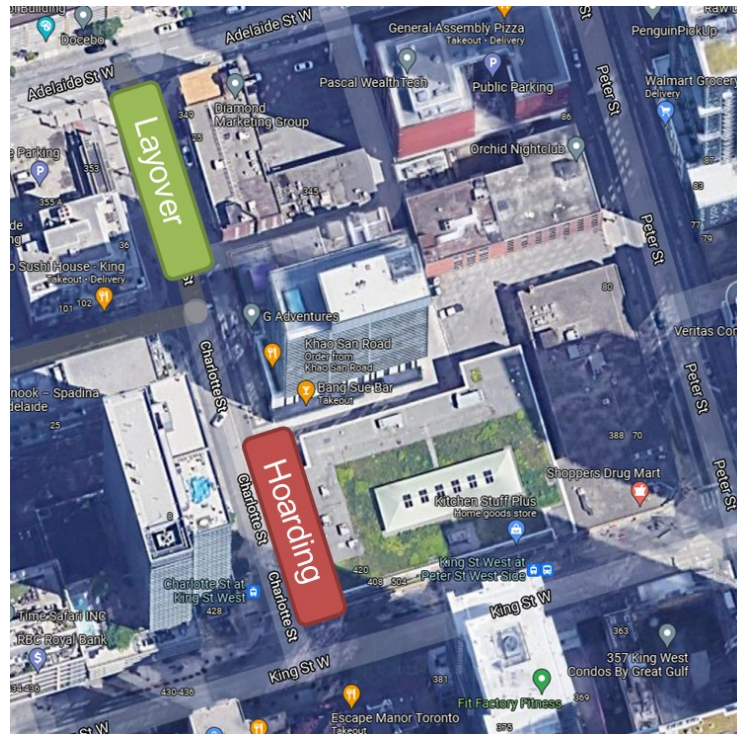
Budgetary impact: Reduction of 95 weekly hours

Effective date: January 3, 2022

With the end of blended 501 QUEEN and 503 KINGSTON RD departures eastbound from Charlotte Loop, service on the 503 will be reduced to match service capacity to observed customer demand. Headways will be widened from every 8 to 9 minutes to every 9 to 10 minutes. Schedules will be the same as March 2021.

Due to the start of a condominium development at 400 King Street West, the south end of Charlotte Street will see the installation of construction hoarding and an increase in heavy truck traffic. Cars will need to layover at the north end of Charlotte Street, near the existing service stop at Oxley Road.

Carhouse allocation will change so that 503 KINGSTON RD cars operate out of Russell Carhouse, rather than Leslie Barns. Cars will continue to operate on trolley pole.



Service Designs – March 2021

Time Period	Service	Veh	Headway	Total Time + recovery	Vehicle Changes
Monday to Friday					
AM Peak	503 Spadina-Victoria Park	13	9 min 15 s	107+13-14	-1 car
Midday	503 Spadina-Victoria Park	12	10 min 00 s	111+9	-2 car
PM Peak	503 Spadina-Victoria Park	13	10 min 00 s	115+15	-1 car

5. Service Changes – Bus

Wilson Station bus terminal construction begins

- **Temporary routing change – Construction**

Customer impact: Major

Budgetary impact: None

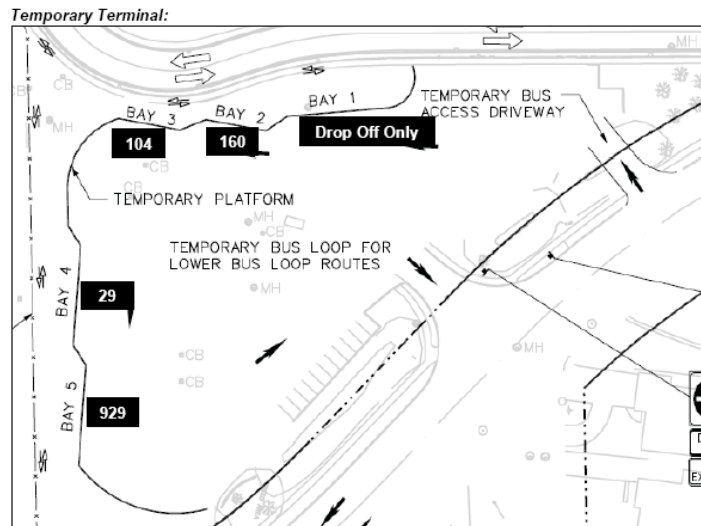
Effective date: January 10, 2022

Construction will begin at Wilson Lower to rehabilitate the bus terminal driveway and surrounding area. As a result, access to the lower bus terminal will be closed and bus routes will need to divert for customers. A temporary bus loop will be constructed on the east side of Wilson Station, off of Wilson Heights Boulevard.

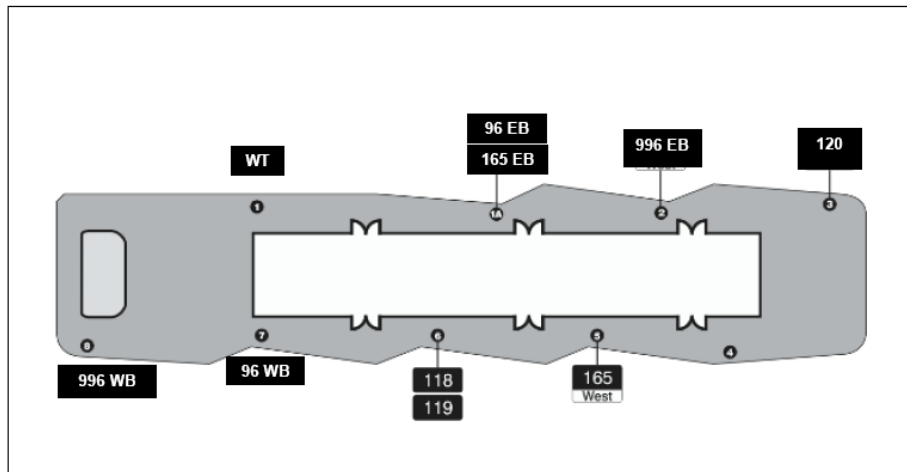
The bus routes that will operate to the temporary terminal will be: 29 Dufferin, 929 Dufferin Express, 104 Faywood, and 160 Bathurst North.

The routes that will remain in the main terminal will be 96 Wilson, 996 Wilson Express, 118 Thistle Down, 119 Torbarrie, 120 Calvington, and 165 Weston Rd North.

There will be no change to the scheduled service levels on these routes. Construction is expected to last until 2022.



Upper Level Terminal:



York Mills Station bus terminal construction ends

- **Temporary routing change ends**

Customer impact: Major
Budgetary impact: None
Effective date: December 24, 2022

Effective December 24th, 2021, all routes will vacate the temporary York Mills Station bus terminal at the northwest corner of Yonge Street and Wilson Avenue and return to operating out of the permanent terminal.

There will be no changes to schedules.

21 BRIMLEY ^{MCN → MAL}

- **Divisional allocation change**

Customer impact: None
Budgetary impact: None
Effective date: January 2, 2022

21 Brimley will return to Malvern division from McNicoll division, in order to better balance operator workforce requirements across the system.

25 DON MILLS ^{EGL}

- **PM tripper removal**

Customer impact: Minor
Budgetary impact: Reduction of 240 weekly hours
Effective date: January 3, 2022

The 6 afternoon peak period trippers reintroduced to schedules in the November 2021 board period will be removed.

In the February 2022 board period, 3 morning peak period trippers reintroduced to schedules in the November 2021 board period will also be removed.

75 SHERBOURNE ^{BIR}

- **City construction end**

Customer impact: Moderate
Budgetary impact: Reduction of 190 weekly hours
Effective date: January 2, 2022

With the completion of watermain construction on Sherbourne Street, the 75 Sherbourne will return to regular two-way routing via Sherbourne. Schedules will be the same as October 2021 board period. The interline between 75 Sherbourne and 82 Rosedale will also resume.

Construction is expected to resume in the early Spring of 2022. Detour routing and schedules will be reinstated at that time.

Service Designs

Time Period	Service	Veh	Headway	Total Time + recovery	Vehicle Changes
Monday to Friday					
AM Peak (until 11 am)	75 South Dr-Queens Quay	10	5 min 30 s	51+4	-2 veh constr

Midday (after 11 am)	75 South Dr-Queens Quay	7	7 min 30 s	49+3-4	-2 veh constr
PM Peak	75 South Dr-Queens Quay	9	7 min 15 s	60+5-6	-2 veh constr
Early Evening	75 South Dr-Queens Quay	3	16 min 00 s	46+2	-1 veh constr
Late Evening	75 South Dr-Queens Quay	2	20 min 00 s	38+2	-1 veh constr
Saturday					
Early Morning	75 South Dr-Queens Quay	2	15 min 00 s	30 RTT	-1 veh constr
Morning	75 South Dr-Queens Quay	3	13 min 00 s	39 RTT	-1 veh constr
Afternoon	75 South Dr-Queens Quay	4	10 min 00 s	40 RTT	-1 veh constr
Early Evening	75 South Dr-Queens Quay	1½	30 min 00 s	44 RTT	-½ veh constr
Late Evening	75 South Dr-Queens Quay	1½	30 min 00 s	44 RTT	-½ veh constr
Sunday/Holiday					
Morning	75 South Dr-Queens Quay	2	20 min 00 s	39+1	-1 veh constr
Afternoon	75 South Dr-Queens Quay	2	20 min 00 s	39+1	-1 veh constr
Early Evening	75 South Dr-Queens Quay	1½	30 min 00 s	44 RTT	-½ veh constr
Late Evening	75 South Dr-Queens Quay	1½	30 min 00 s	44 RTT	-½ veh constr

82 ROSEDALE ^{BIR}

- **City construction end**

Customer impact: Moderate

Budgetary impact: Reduction of 6 weekly hours

Effective date: January 2, 2022

With the end of watermain construction on Sherbourne Street, the interline between 82 Rosedale and 75 Sherbourne will be reinstated on weekend evenings.

Service Designs

Time Period	Service	Veh	Headway	Total Time + recovery	Vehicle Changes
Saturday					
Early Morning	82 Rosedale Stn-Summerhill	1	20 min 00 s	20 RTT	No change
Morning	82 Rosedale Stn-Summerhill	1	20 min 00 s	20 RTT	No change
Afternoon	82 Rosedale Stn-Summerhill	1	20 min 00 s	20 RTT	No change
Early Evening	82 Rosedale Stn-Summerhill	½	30 min 00 s	16 RTT	-½ veh constr
Late Evening	82 Rosedale Stn-Summerhill	½	30 min 00 s	16 RTT	-½ veh constr
Sunday/Holiday					
Morning	82 Rosedale Stn-Summerhill	1	20 min 00 s	20 RTT	No change
Afternoon	82 Rosedale Stn-Summerhill	1	20 min 00 s	20 RTT	No change
Early Evening	82 Rosedale Stn-Summerhill	½	30 min 00 s	16 RTT	-½ veh constr
Late Evening	82 Rosedale Stn-Summerhill	½	30 min 00 s	16 RTT	-½ veh constr

600 SERIES

- **Partial reinstatement**

Customer impact: Moderate

Budgetary impact: Increase of 2,456 weekly hours

Effective date: January 2, 2022

To increase service reliability and operational flexibility, 600-series crews will be partially reintroduced. On weekdays, a total of 61 crews will be allocated, and 1 crew will be allocated on Saturdays and Sundays.

All crews will be 8 hours long, with staggered pull-out times throughout the day.

The tables below break down the allocation of crews by division, and max number of vehicles in-service by time period and day type.

Crews by Division/Day Type – 8 Hours Each

Division	Daily	Saturday	Sunday
Arrow	25		
Malvern	5		
McNicoll	6	1	1
Mount Dennis	25		

600-Series Vehicles by Time Period – Maximum Availability

Weekday						
Division	AM Peak	Midday	PM Peak	Early Evening	Late Evening	Overnight
Arrow	10	18	15	14	6	1
Malvern	2	5	3	3	0	0
McNicoll	3	6	3	3	0	0
Mount Dennis	10	18	15	14	6	1
Saturday/Sunday						
	Early morning	Morning	Afternoon	Early Evening	Late Evening	Overnight
McNicoll	1	1	1	0	0	0

6. Holiday Service

No holiday service is provided during the January 2022 board period.

Budget, Planned and Scheduled Hours per Week in 2022											
	BUDGET (Modified Second Edition 2021-12-20)				PLANNED/SCHEDULED						
	Regular Service		Construction			Regular Service			Construction		
	Change	Total	Total	TOTAL		Change	Total	Variance to Budget	Variance to Budget (%)	Total	TOTAL
January 2022	n/a	168,295	9,564	177,859	<i>Scheduled</i>	2,570	168,252	(43)	0.0%	7,013	175,264
February 2022	5,688	173,983	9,619	183,602							
March 2022	9,885	183,867	8,049	191,916							
May 2022	(232)	183,635	8,207	191,843							
June 2022	(3,688)	179,947	7,094	187,041							
August 2022	0	179,947	7,094	187,041							
September 2022	6,431	186,379	6,398	192,777							
October 2022	(599)	185,779	5,312	191,091							
November 2022	(3,777)	182,003	4,492	186,495							
December 2022	(5,051)	176,952	548	177,500							

Description of change	AM Fleet	PM Fleet	Weekly Hours	Weekly KM	Description of Change	AM Fleet	PM Fleet	Weekly Hours	Weekly KM	Division & Type	AM Fleet	PM Fleet	Weekly Hours	Weekly KM
Buses on streetcar routes	0	0	0	0	TTC construction	5	6	551	12,617	ArwReg	0	0	7	88
Deadhead savings	0	0	0	0	TTC construction ending	-1	-1	-689	-13,103	Arw AReg	0	0	0	0
Deadhead increases	0	0	0	0	Construction - garage allocation change	0	0	0	0	BirReg	0	0	728	9,097
Carhouse allocation change	0	0	0	0	Contract construction	0	0	0	0	EglReg	0	0	-191	-2,387
Garage allocation change	0	0	0	0	Contract construction ending	0	0	0	0	MalReg	8	9	746	14,561
Route change	-1	0	0	0	Metrolinx construction	0	0	0	0	Mal AReg	0	0	0	0
Route change - temporary	0	0	0	0	Metrolinx construction ending	0	0	0	0	McNReg	-9	-9	-560	-12,241
Route elimination	0	0	0	0	City construction	0	0	0	0	McN AReg	0	0	0	0
Route extension	0	0	0	0	City construction ending	-2	-2	-184	-3,580	MDReg	0	0	-362	-4,529
Route extension - Contract	0	0	0	0						MD AReg	0	0	0	0
Route extension ending	0	0	0	0	Subtotal	2	3	-322	-4,066	QsyReg	0	0	0	-1
RTT increase	0	0	0	0						WilReg	0	0	-237	-2,959
RTT reduction	0	0	0	0						Wil AReg	0	0	0	0
New service	0	0	0	0						Mal&WilReg	0	0	0	0
Schedule change	25	36	2,570	49,209						ArwContract	0	0	0	0
Schedule change - Contract	0	0	0	0						Arw AContract	0	0	0	0
Schedule change - school trip	0	0	0	0						BirContract	0	0	0	0
Schedule change - Subway	0	0	0	0						EglContract	0	0	0	0
Seasonal service change	0	0	0	0						MalContract	0	0	0	0
Seasonal service change - Contract	0	0	0	0						Mal AContract	0	0	0	0
Seasonal service change ending	0	0	0	0						McNContract	0	0	0	0
Seasonal service change ending - Contract	0	0	0	0						McN AContract	0	0	0	0
Seasonal service increase	0	0	0	0						MDContract	0	0	0	0
Seasonal service reduction	0	0	0	0						MD AContract	0	0	0	0
Seasonal service reduction - Subway	0	0	0	0						QsyContract	0	0	0	0
Service change	0	0	0	0						WilContract	0	0	0	0
Service change - Contract	0	0	0	0						Wil AContract	0	0	0	0
Service increase	0	0	0	0						ArwConst	0	0	0	0
Service increase - Contract	0	0	0	0						Arw AConst	0	0	0	0
Service increase - school trip	0	0	0	0						BirConst	-2	-2	-184	-3,580
Service increase - Subway	0	0	0	0						EglConst	0	0	-594	-11,583
Service reduction	0	0	0	0						MalConst	0	0	0	0
Service reduction - Contract	0	0	0	0						Mal AConst	0	0	0	0
Service reliability improvement	0	0	0	0						McNConst	0	0	16	312
Service restoration	0	0	0	0						McN AConst	0	0	0	0
Trial service ends	0	0	0	0						MDConst	0	0	0	0
Vehicle type change - artic bus	0	0	0	0						MD AConst	0	0	0	0
Vehicle type change - low floor car	0	0	0	0						QsyConst	0	0	0	0
Vehicle type change	0	0	0	0						WilConst	0	0	0	0
Subtotal	24	36	2,570	49,209						Wil AConst	0	0	0	0
										Arw600Reg	10	15	1,000	19,500
										Bir600Reg	0	0	0	0
										Egl600Reg	0	0	0	0
										Mal600Reg	2	3	200	3,900
										McN600Reg	3	3	240	4,680
										MD600Reg	10	15	1,000	19,500
										Qsy600Reg	0	0	0	0
										Wil600Reg	0	0	0	0
										TBDReg	0	0	0	0
										TBDConst	0	0	0	0
										RonReg	0	0	0	0
										RusReg	0	0	0	0
										LesReg	0	0	0	0
										Ron&RusReg	0	0	0	0
										RonConst	0	0	0	0
										RusConst	-1	-1	-95	-1,520
										LesConst	5	6	535	12,305
										Ron&RusConst	0	0	0	0
										1 Y-UReg	0	0	0	0
										2 B-DReg	0	0	0	0
										3 SCARBReg	0	0	0	0
										4 SHEPPReg	0	0	0	0
										1 Y-UConst	0	0	0	0
										2 B-DConst	0	0	0	0
										3 SCARBConst	0	0	0	0
										subtotal	26	39	2,249	45,143

January 2022																	
Construction Summary																	
List of projects	Started	Last Changed	Expected resumption of regular service	Description	Type	Hours				Total Weekly Hours	KM				Total Weekly km		
						Mon-Fri	Sat	Sun	Sun/hol		Mon-Fri	Sat	Sun	Sun/hol			
City Lawrence Heights Redevelopment - Varna Drive closure	2020/Jan	2020/Jan	2020/Dec	City construction	operating	0	0	0	0	0	0	0	0	0	0		
City Waterfront Toronto Port Lands Flood Protection	2019/Nov	2019/Oct	2022/Jun	City construction	operating	0	0	0	0	0	0	0	0	0	0		
City Cummer Avenue Road and Bridge Work	2021/Mar	2021/Mar	2022/Nov	City construction	operating	0	0	0	0	0	0	0	0	0	0		
City Broadview Avenue Watermain	2021/May	2021/May	2022/Jun	City construction	operating	92	71	0	72	603	92	71	0	72	603		
City Coxwell Sewer Construction	2021/Nov	2021/Nov	2022/Feb	City construction	operating	223	203	0	198	1,517	223	203	0	198	1,517		
Overhead Catchup + 400 King W Condo	2022/Jan	2022/Jan	2022/Dec	TTC construction	capital	90	50	0	39	539	90	50	0	39	539		
KQQR Stage 2	2021/Aug	2021/Nov	2021/Dec	TTC construction	capital	663	660	0	363	4,337	663	660	0	363	4,337		
Buses for Subway Closures - January to November	2022/Jan	2022/Jan	2022/Feb	TTC construction	capital	0	8	0	8	16	0	8	0	8	16		
SUMMARY TABLES																	
* NOTE: For projects starting this board period, the above figures are estimates of billable capital construction hours and km. The exact figures can be found in the "2021 TTC and City Construction" tracking file.						Hours				KM							
						Description	Type	Mon-Fri	Sat	Sun	Sun/hol	Total Weekly Hours	Mon-Fri	Sat	Sun	Sun/hol	Total Weekly KM
						TTC construction	capital	753	718	0	410	4,892	753	718	0	410	4,892
						Other	capital	0	0	0	0	0	0	0	0	0	0
						Total		753	718	0	410	4,892	753	718	0	410	4,892
						City construction	operating	315	274	0	270	2,120	315	274	0	270	2,120
						Other	operating	0	0	0	0	0	0	0	0	0	0
						Total		315	274	0	270	2,120	315	274	0	270	2,120
						TOTAL Construction		1,068	992	0	680	7,013	1,068	992	0	680	7,013
	Daily Hours																
					Daily Hours				Daily KM								
					Mon-Fri	Sat	Sun	Sun/hol	Total Weekly Hours	Mon-Fri	Sat	Sun	Sun/hol	Total Weekly KM			
					Bus	10	0	0	0	50	1,041	1,154	0	915	7,277		
					Streetcar	0.0	0.0	0.0	0.0	0	27	-163	0	-235	-265		
					Subway	0.0	0.0	0.0	0.0	0	0	0	0	0	0		

January 2022		Morning Peak Bus Fleet														Afternoon Peak Bus Fleet																
Scheduled peak buses																																
		Max In-Service Capacity	Base for BP	Change in regular service	Total in regular service	600s base for BP	Changes in 600s	Total 600s	Const base for BP	Changes in const	Total construction	Total in service	Variance to capacity	Base for BP	Change in regular service	Total in regular service	600s base for BP	Changes in 600s	Total 600s	Const base for BP	Changes in const	Total construction	Total in service	Variance to Capacity	Reg Variance (PM to AM)	Percent (PM to AM)	Total Buses Variance					
Arrow Road	12 m Std bus		168	0	168	0	10	10	0	0	0	178		180	0	180	0	15	15	0	0	0	195		12	107%						
Arrow Road A	18 m Artic		24	0	24	0	0	0	0	0	0	24		30	0	30	0	0	0	0	0	0	30		6	125%						
	combined	221	192	0	192	0	10	10	0	0	0	202	-19	210	0	210	0	15	15	0	0	0	225	+4	18	109%	23					
Birchmount		188	140	0	140	0	0	0	18	-2	16	156	-32	149	0	149	0	0	0	18	-2	16	165	-23	9	106%	9					
Eglinton		221	157	0	157	0	0	0	24	0	24	181	-40	157	0	157	0	0	0	20	0	20	177	-44	0	100%	-4					
Malvern	12 m Std bus		159	8	167	0	2	2	0	0	0	169		158	9	167	0	3	3	0	0	0	170		0	100%						
Malvern A	18 m Artic		14	0	14	0	0	0	0	0	0	14		17	0	17	0	0	0	0	0	0	17		3	121%						
	combined	221	173	8	181	0	2	2	0	0	0	183	-38	175	9	184	0	3	3	0	0	0	187	-34	3	102%	4					
McNicoll	12 m Std bus		178	-9	169	0	3	3	13	0	13	185		160	-9	151	0	3	3	15	0	15	169		-18	89%						
McNicoll A	18 m Artic		18	0	18	0	0	0	0	0	0	18		18	0	18	0	0	0	0	0	0	18		0	100%						
	combined	221	196	-9	187	0	3	3	13	0	13	203	-18	178	-9	169	0	3	3	15	0	15	187	-34	-18	90%	-16					
Mount Dennis	12 m Std bus		127	0	127	0	10	10	0	0	0	137		128	0	128	0	15	15	0	0	0	143		1	101%						
Mount Dennis A	18 m Artic		45	0	45	0	0	0	0	0	0	45		49	0	49	0	0	0	0	0	0	49		4	109%						
	combined	221	172	0	172	0	10	10	0	0	0	182	-39	177	0	177	0	15	15	0	0	0	192	-29	5	103%	10					
Queensway		160	128	0	128	0	0	0	9	0	9	137	-23	131	0	131	0	0	0	10	0	10	141	-19	3	102%	4					
Wilson	12 m Std bus		149	0	149	0	0	0	30	0	30	179		155	0	155	0	0	0	24	0	24	179		6	104%						
Wilson A	18 m Artic		14	0	14	0	0	0	0	0	0	14		16	0	16	0	0	0	0	0	0	16		2	114%						
	combined	221	163	0	163	0	0	0	30	0	30	193	-28	171	0	171	0	0	0	24	0	24	195	-26	8	105%	2					
System total		1,674	1,321	-1	1,320	0	25	25	94	-2	92	1,437	-237	1,348	0	1,348	0	36	36	87	-2	85	1,469	-205	28	102%	32					

Notes: Figures include inside- and outside-Toronto buses
 Articulated buses are included on a one-for-one basis.
 600 series buses: Both operating and capital budget vehicles are shown.

Streetcar Replacement Buses																													
Additional buses required on some streetcar routes due to various streetcar fleet programs, TTC/City construction, mixed-traffic congestion, and growing ridership.																													
AM Buses	Arw	Bir	Egl	McN	Mal	MtD	Qsy	Wil	Total	PM Buses	Arw	Bir	Egl	McN	Mal	MtD	Qsy	Wil	Total	Operator Hours per week	Arw	Bir	Egl	McN	Mal	MtD	Qsy	Wil	Total
501 Queen		12	24				9		45	501 Queen		12	20				10		42	501 Queen	1,998	2,448					1,189		5,635
503 Kingston Rd									0	503 Kingston Rd									0	503 Kingston Rd									0
504 King								30	30	504 King								24	24	504 King								2,980	2,980
506 Carlton				13					13	506 Carlton				15					15	506 Carlton				1,785					1,785
511 Bathurst									0	511 Bathurst									0	511 Bathurst									0
Total	0	12	24	13	0	0	9	30	88	Total	0	12	20	15	0	0	10	24	81	Total	0	1,998	2,514	1,785	0	0	1,189	2,980	10,466
																					Hours in this chart are charged to TTC/City Construction.								

January 2022						
Planned Hours per Week by Division						
		Base going into January 2022 excl construction	Change in regular service	Total service - excl. construction	Planned Construction	Total service - incl. construction
Arrow Road		19,108	1,007	20,115	0	20,115
Birchmount		15,609	728	16,337	298	16,635
Eglinton		15,617	-191	15,426	2,558	17,984
Malvern		16,892	946	17,838	0	17,838
McNicoll		16,687	-320	16,367	1,801	18,168
Mount Dennis		19,317	638	19,955	-1,542	18,413
Queensway		13,132	0	13,132	1,181	14,313
TBD		0	0	0	0	0
Wilson		16,877	-237	16,640	2,981	19,621
Bus total		133,240	2,570	135,810	7,277	143,087
Roncesvalles		3,324	0	3,324	-655	2,669
Russell		12,888	0	12,888	390	13,279
Streetcar total		16,213	0	16,213	-265	15,948
Greenwood - Line 2		5,818	0	5,818	0	5,818
Wilson / Davisville - Lines 1 and 4		9,808	0	9,808	0	9,808
Subway total		15,627	0	15,627	0	15,627
McCowan - Line 3		603	0	603	0	603
GRAND TOTAL		165,682	2,570	168,252	7,013	175,264
Notes:						
1. Figures include inside- and outside-Toronto service.						
2. Subway hours are Operator hours.						