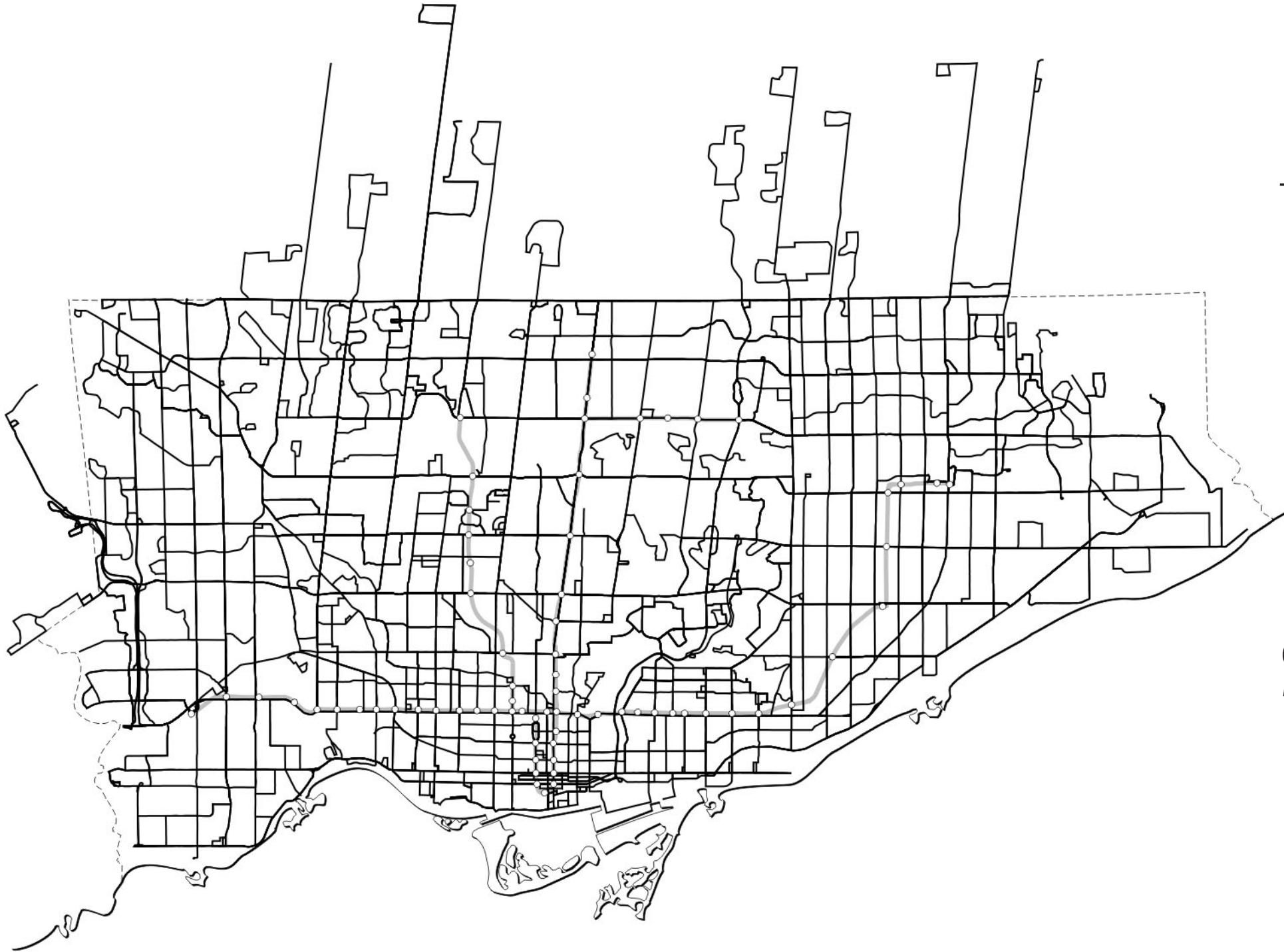





TORONTO TRANSIT COMMISSION



Service Summary

March 28, 2004
to
May 8, 2004

SERVICE SUMMARY

This is a summary of all transit service operated by the Toronto Transit Commission for the period indicated. All rapid transit, streetcar, bus, and community bus routes and services are listed. The summary identifies the routes, gives the names and destinations, the garage or carhouse from which the service is operated, the characteristics of the service, and the times of the first and last trips on each route. The headway operated on each route is shown, together with the combined or average headway on the route, if more than one branch is operated. The number and type of vehicles operated on the route are listed, as well as the round-trip running time, the total terminal time, and the average speed of the route.

The first and last trip times shown are the departure times for the first or last trip which covers the entire branch. In some cases, earlier or later trips are operated which cover only part of the routing, and the times for these trips are not shown.

Additional notes are shown for routes which interline with other routes, which are temporarily operating over different routings, or which are temporarily operating with buses instead of streetcars.

Headways are shown in minutes and seconds. Running times and terminal times are shown in minutes. Distances are shown in miles and speeds are shown in miles per hour.

The map on the cover is a current map of the TTC route network for the period covered by this summary.

At the end of the document is a summary of the number of vehicles and trains operated, by time period, a list of all TTC routes (in alphabetical order, in numerical order, and grouped by division), and a list of all connections at rapid transit stations.

TTC board periods in 2004

January 4 to February 14, 2004
February 15 to March 27, 2004
March 28 to May 8, 2004
May 9 to June 19, 2004
June 20 to July 31, 2004
August 1 to September 4, 2004
September 5 to October 16, 2004
October 17 to November 20, 2004
November 21 to December 18, 2004
December 19, 2004 to January 1, 2005

Abbreviations

Avg spd.....	Average speed	NB	Northbound
Dep	Departure	SB	Southbound
RT	Round trip	EB	Eastbound
Term	Terminal time	WB.....	Westbound
Veh type ...	Vehicle type	♿	Accessible service

Division abbreviations

Arw	Arrow Road	Mal	Malvern	Wil	Wilson Bus
Bir	Birchmount	Qsy	Queensway	WILSub	Wilson Subway
DanSub	Danforth Subway/RT	Ron.....	Roncesvalles	WT	Wheel-Trans
Egl	Eglinton	Rus	Russell		

Vehicle abbreviations

6carHT Six-car train of H- or T-series 75-foot subway cars
4carT..... Four-car train of T-series 75-foot subway cars
4carS..... Four-car train of S-series 42-foot Scarborough RT cars
CLRV Standard 50-foot streetcar (*Canadian Light Rail Vehicle*)
ALRV Articulated 75-foot streetcar (*Articulated Light Rail Vehicle*)
40'..... Standard 40-foot bus (*GM "New Look," Flyer D901, GM/MCI Classic, New Flyer D40, and Orion V*)
Lift 40-foot lift-equipped accessible bus (*Orion V with lift and Nova RTS with lift*)
D40LF 40-foot low-floor accessible bus (*New Flyer D40LF*)
OrionVI 40-foot low-floor accessible bus (*Orion VI*)
OrionVII 40-foot low-floor accessible bus (*Orion VII*)
CB 26-foot low-floor accessible bus (*Orion II*)

Time period definitions

Service is shown by time period. The approximate times for these periods are listed below. Some variation exists between routes, and these times should be used as a guide only.

MONDAY TO FRIDAY		SATURDAY and SUNDAY	
Morning peak period	600a to 900a	Early morning.....	600a to 800a
Midday	900a to 300p	Morning	800a to 1200noon
Afternoon peak period.....	300p to 700p	Afternoon.....	1200noon to 700p
Early evening	700p to 1000p	Early evening.....	700p to 1000p
Late evening	1000p to 100a	Late evening.....	1000p to 100a
Overnight.....	200a to 500a	Overnight	200a to 500a (900a Sundays)

Holiday service in 2004 (service levels subject to change)

Good Friday, Friday, April 9	Holiday service	Thanksgiving Day, Monday, October 11 .	Holiday service
Victoria Day, Monday, May 24.....	Holiday service	Christmas Day, Saturday, Dec. 25	Saturday service
Canada Day, Thursday, July 1	Saturday service	Boxing Day, Sunday, December 26	Sunday service
Simcoe Day, Monday, August 2	Holiday service	Special, Monday, December 27	Saturday service
Labour Day, Monday, September 6.....	Holiday service		

"Holiday service" means that routes which operate on Sundays will operate at the same levels of service as on Sundays, but service will start earlier in the morning, at about the same time as on Saturdays.

**TORONTO TRANSIT COMMISSION**Total RT
dist and
date of
last
change**SERVICE SUMMARY**

March 28 to May 8, 2004

Route	No. of Veh	Service interval	Run time (min)	Term time (min)	Avg spd (mph)	Veh type	No. of Veh	Service interval	Run time (min)	Term time (min)	Avg spd (mph)	Veh type	No. of Veh	Service interval	Run time (min)	Term time (min)	Avg spd (mph)	Veh type	No. of Veh	Service interval	Run time (min)	Term time (min)	Avg spd (mph)	Veh type	No. of Veh	Service interval	Run time (min)	Term time (min)	Avg spd (mph)	First dep NB or WB	First dep SB or EB	Last dep NB or WB	Last dep SB or EB																													
RAPID TRANSIT SERVICES																																																														
2 BLOOR-DANFORTH SUBWAY &																														DanSub																																
Monday to Friday	01-Sep-03																																																													
2 Kipling Stn-Kennedy Stn &	6carHT	42	2 ' 24 "	101	0	19.4	6carHT	21	4 ' 53 "	103	0	19.1	6carHT	39	2 ' 34 "	100	0	19.5	6carHT	20	4 ' 52 "	97	0	20.1	6carHT	20	4 ' 52 "	97	0	20.1	544a	547a	131a	131a																												
Saturday																																																														
30-Nov-02																																																														
2 Kipling Stn-Kennedy Stn &	6carHT	20	4 ' 52 "	97	0	20.1	6carHT	20	4 ' 52 "	97	0	20.1	6carHT	21	4 ' 43 "	99	0	19.8	6carHT	20	4 ' 52 "	97	0	20.1	6carHT	20	4 ' 52 "	97	0	20.1	549a	549a	131a	131a																												
Sunday																																																														
24-Nov-02																																																														
2 Kipling Stn-Kennedy Stn &	6carHT	20	4 ' 52 "	97	0	20.1	6carHT	20	4 ' 52 "	97	0	20.1	6carHT	20	4 ' 52 "	97	0	20.1	6carHT	20	4 ' 52 "	97	0	20.1	6carHT	20	4 ' 52 "	97	0	20.1	849a	849a	131a	131a																												
300 BLOOR-DANFORTH Overnight, 7 days a week																																																														
11-May-03																																																														
300 Warden-West Mall	40'	4	30 ' 00 "	120	0	15.8	40'	4	30 ' 00 "	120	0	15.8	40'	4	30 ' 00 "	120	0	15.8	40'	4	30 ' 00 "	120	0	15.8	40'	4	30 ' 00 "	120	0	15.8	40'	4	30 ' 00 "	120	0	15.8																										
300A Warden-Air Terminals 2 & 3	40'	5	30 ' 00 "	150	0	18.8	40'	5	30 ' 00 "	150	0	18.8	40'	5	30 ' 00 "	150	0	18.8	40'	5	30 ' 00 "	150	0	18.8	40'	5	30 ' 00 "	150	0	18.8	40'	5	30 ' 00 "	150	0	18.8																										
Combined/Average		9	15 ' 00 "				9	15 ' 00 "				9	15 ' 00 "					9	15 ' 00 "					9	15 ' 00 "																																					
3 SCARBOROUGH RT &																																																														
24-Nov-03																																																														
3 Kennedy Stn-McCowan Stn &	4carS	6	3 ' 30 "	21	0	22.7	4carS	4	5 ' 30 "	22	0	21.7	4carS	6	3 ' 40 "	22	0	21.7	4carS	4	5 ' 30 "	22	0	21.7	4carS	4	5 ' 30 "	22	0	21.7	4carS	4	5 ' 30 "	22	0	21.7	545a	601a	120a	135a																						
Saturday																																																														
29-Nov-03																																																														
3 Kennedy Stn-McCowan Stn &	4carS	4	5 ' 30 "	22	0	21.7	4carS	4	5 ' 30 "	22	0	21.7	4carS	4	5 ' 30 "	22	0	21.7	4carS	4	5 ' 30 "	22	0	21.7	4carS	4	5 ' 30 "	22	0	21.7	4carS	4	5 ' 30 "	22	0	21.7	550a	605a	120a	135a																						
Sunday																																																														
23-Nov-03																																																														
3 Kennedy Stn-McCowan Stn &	4carS	4	5 ' 30 "	22	0	21.7	4carS	4	5 ' 30 "	22	0	21.7	4carS	4	5 ' 30 "	22	0	21.7	4carS	4	5 ' 30 "	22	0	21.7	4carS	4	5 ' 30 "	22	0	21.7	4carS	4	5 ' 30 "	22	0	21.7	856a	907a	120a	135a																						
McCowan to Kennedy is WB; Kennedy to McCowan is EB																																																														
4 SHEPPARD SUBWAY &																																																														
25-Nov-02																																																														
4 Sheppard-Yonge Stn-Don Mills Stn &	4carT	4	5 ' 30 "	22	0	18.5	4carT	4	5 ' 30 "	22	0	18.5	4carT	4	5 ' 30 "	22	0	18.5	4carT	4	5 ' 30 "	22	0	18.5	4carT	4	5 ' 30 "	22	0	18.5	4carT	4	5 ' 30 "	22	0	18.5	531a	542a	225a	214a																						
Saturday																																																														
30-Nov-02																																																														
4 Sheppard-Yonge Stn-Don Mills Stn &	4carT	4	5 ' 30 "	22	0	18.5	4carT	4	5 ' 30 "	22	0	18.5	4carT	4	5 ' 30 "	22	0	18.5	4carT	4	5 ' 30 "	22	0	18.5	4carT	4	5 ' 30 "	22	0	18.5	4carT	4	5 ' 30 "	22	0	18.5	547a	558a	225a	214a																						
Sunday																																																														
24-Nov-02																																																														
4 Sheppard-Yonge Stn-Don Mills Stn &	4carT	4	5 ' 30 "	22	0	18.5	4carT	4	5 ' 30 "	22	0	18.5	4carT	4	5 ' 30 "	22	0	18.5	4carT	4	5 ' 30 "	22	0	18.5	4carT	4	5 ' 30 "	22	0	18.5	4carT	4	5 ' 30 "	22	0	18.5	849a	900a	225a	214a																						



TORONTO TRANSIT COMMISSION

Total RT
dist and
date of
last
change

SERVICE SUMMARY

March 28 to May 8, 2004

Route	Total RT dist and date of last change																					First dep NB or WB	First dep SB or EB	Last dep NB or WB	Last dep SB or EB											
		Veh type	No. of Veh	Service interval	Run time (min)	Term time (min)	Avg spd (mph)	Veh type	No. of Veh	Service interval	Run time (min)	Term time (min)	Avg spd (mph)	Veh type	No. of Veh	Service interval	Run time (min)	Term time (min)	Avg spd (mph)	Veh type	No. of Veh					Service interval	Run time (min)	Term time (min)	Avg spd (mph)							
1 YONGE-UNIVERSITY-SPADINA SUBWAY	WISub																																			
Monday to Friday	01-Sep-03	Monday-Friday morning peak period					Monday-Friday midday					Monday-Friday afternoon peak period					Monday-Friday early evening					Monday-Friday late evening														
1 Finch Stn-Downsview Stn	37.56	6carHT	25	4 ' 42 "	118	0	19.2	6carHT	29	4 ' 04 "	118	0	19.1	6carHT	47	2 ' 31 "	118	0	19.1	6carHT	26	4 ' 25 "	115	0	19.6	6carHT	23	4 ' 52 "	112	0	20.1	603a	540a	118a	116a	
1 Finch Stn-St Clair West Stn	28.00	6carHT	19	4 ' 42 "	89	0	18.8																													
636 Finch Stn-Downsview Stn		6carHT	1	Train																																
636 Lawrence Stn-Downsview Stn		6carHT	2	Trains																																
636 Eglinton Stn-Downsview Stn		6carHT	1	Train																																
Gap trains													6carHT	2	Gap trains																					
Combined/Average			48	2 ' 21 "					29	4 ' 04 "			49	2 ' 31 "						26	4 ' 25 "					23	4 ' 52 "									
Saturday	30-Nov-02	Saturday early morning					Saturday morning					Saturday afternoon					Saturday early evening					Saturday late evening														
1 Finch Stn-Downsview Stn	37.56	6carHT	23	4 ' 52 "	112	0	20.1	6carHT	27	4 ' 13 "	114	0	19.8	6carHT	27	4 ' 13 "	114	0	19.8	6carHT	23	4 ' 52 "	112	0	20.1	6carHT	23	4 ' 52 "	112	0	20.1	603a	557a	118a	116a	
Sunday	24-Nov-02	Sunday morning					Sunday afternoon					Sunday early evening					Sunday late evening																			
1 Finch Stn-Downsview Stn	37.56							6carHT	23	4 ' 52 "	112	0	20.1	6carHT	23	4 ' 52 "	112	0	20.1	6carHT	23	4 ' 52 "	112	0	20.1	6carHT	23	4 ' 52 "	112	0	20.1	900a	857a	118a	116a	
																																			Finch to Downsview is SB; Downsview to Finch is NB	
320 YONGE	Egl	Monday-Friday overnight					Saturday overnight					Sunday overnight																								
Overnight, 7 days a week	6-Jan-97	40'	6	15 ' 00 "	90	0	15.0	40'	6	15 ' 00 "	90	0	15.0	40'	6	15 ' 00 "	90	0	15.0																	
320 Queens Quay-Steeles	22.49	Additional service operates 130a to 300a					Additional service operates 300a to 500a					Additional service operates 130a to 300a and 600a to 900a																								
STREETCAR SERVICES																																				
511 BATHURST	Ron	Monday-Friday morning peak period					Monday-Friday midday					Monday-Friday afternoon peak period					Monday-Friday early evening					Monday-Friday late evening														
Monday to Friday	01-Sep-03	CLRVR	10	4 ' 30 "	41	4	7.8	CLRVR	6	8 ' 00 "	42	6	7.3	CLRVR	10	4 ' 45 "	43	5	7.4	CLRVR	5	8 ' 00 "	40	0	8.8	CLRVR	4	10 ' 00 "	36	4	8.8	538a	520a	130a	110a	
511 Bathurst Stn-Exhibition	5.85																																			
Saturday	06-Sep-03	Saturday early morning					Saturday morning					Saturday afternoon					Saturday early evening					Saturday late evening														
511 Bathurst Stn-Exhibition	5.85	ALRV	5	8 ' 00 "	40	0	8.8	ALRV	6	7 ' 30 "	40	5	7.8	ALRV	6	7 ' 30 "	40	5	7.8	ALRV	5	8 ' 40 "	39	4	8.1	ALRV	4	10 ' 00 "	36	4	8.8	521a	501a	130a	112a	
Sunday	31-Aug-03	Sunday morning					Sunday afternoon					Sunday early evening					Sunday late evening																			
511 Bathurst Stn-Exhibition	5.85							CLRVR	5	8 ' 40 "	39	4	8.1	CLRVR	5	8 ' 40 "	39	4	8.1	CLRVR	4	10 ' 00 "	36	4	8.8	ALRV	4	10 ' 00 "	36	4	8.8	917a	858a	130a	112a	

Overnight service on Bathurst Street provided by 310 BATHURST



TORONTO TRANSIT COMMISSION

Total RT dist and date of last change

SERVICE SUMMARY

March 28 to May 8, 2004

Route	No. of Veh	Service interval	Run time (min)	Term time (min)	Avg spd (mph)	Veh type	No. of Veh	Service interval	Run time (min)	Term time (min)	Avg spd (mph)	Veh type	No. of Veh	Service interval	Run time (min)	Term time (min)	Avg spd (mph)	Veh type	No. of Veh	Service interval	Run time (min)	Term time (min)	Avg spd (mph)	Veh type	No. of Veh	Service interval	Run time (min)	Term time (min)	Avg spd (mph)	First dep	First dep	Last dep	Last dep					
																														NB or WB	SB or EB	NB or WB	SB or EB					
506 CARLTON	Streetcar divert via Dundas and temporary bus replacement during track/water main work on Carlton/College. Route No. 206 is for internal identification only.																																					
Monday to Friday	Monday-Friday morning peak period						Monday-Friday midday					Monday-Friday afternoon peak period					Monday-Friday early evening					Monday-Friday late evening																
506 Main Street Stn-High Park	39	3' 45"	146	0	7.6	CLR	26	5' 45"	150	0	7.4	CLR	32	4' 40"	150	0	7.4	CLR	15	9' 00"	135	0	8.2	CLR	11	11' 00"	121	0	9.2	515a	515a	113a	1256a					
206 Broadview-University	5	8' 00"	40	0	5.8	40'	5	8' 00"	36	4	5.8	40'	5	8' 00"	40	0	5.8	40'	4	10' 00"	36	4	5.8	40'	2	15' 00"	30	0	7.7	515a	530a	100a	115a					
Saturday	Saturday early morning						Saturday morning					Saturday afternoon					Saturday early evening					Saturday late evening																
506 Main Street Stn-High Park	19	7' 00"	133	0	8.3	CLR	20	7' 00"	140	0	7.9	CLR	25	6' 00"	150	0	7.4	CLR	17	8' 30"	140	5	7.7	CLR	11	11' 00"	111	10	9.2	515a	553a	124a	1256a					
206 Broadview-University	3	10' 00"	30	0	7.7	40'	3	10' 00"	30	0	7.7	40'	5	8' 00"	36	4	5.8	40'	3	12' 00"	36	0	6.4	40'	2	15' 00"	30	0	7.7	515a	530a	100a	115a					
Sunday	Sunday early morning						Sunday morning					Sunday afternoon					Sunday early evening					Sunday late evening																
506 Main Street Stn-High Park	12	10' 00"	120	0	7.8	CLR	17	7' 20"	122	3	7.5	CLR	19	7' 40"	146	0	6.4	CLR	13	11' 00"	138	5	6.5	CLR	10	11' 00"	109	1	8.5	515a	548a	125a	1259a					
206 Broadview-University	2	15' 00"	30	0	7.7	40'	2	15' 00"	30	0	7.7	40'	4	10' 00"	36	4	5.8	40'	3	12' 00"	36	0	6.4	40'	2	15' 00"	30	0	7.7	515a	530a	100a	115a					
306 CARLTON Overnight, 7 days a week	Temporary bus replacement during track/water main work on Carlton/College.																																					
Monday-Friday overnight	Monday-Friday overnight						Saturday overnight					Sunday overnight																										
306 Main Street Stn-Dundas West Stn	4	30' 00"	102	18	9.1	40'	4	30' 00"	102	18	9.1	40'	4	30' 00"	102	18	9.1																					
502 DOWNTOWNER and 503 KINGSTON RD	Evening and weekend service on Kingston Road provided by 22 COXWELL Overnight service on Kingston Road provided by 322 COXWELL																																					
Monday to Friday	Monday-Friday morning peak period						Monday-Friday midday					Monday-Friday afternoon peak period																										
502 Victoria Park-McCaul	7	12' 00"	84	0	9.2	CLR	4	20' 00"	80	0	9.7	CLR	6	15' 00"	84	6	8.6																					
503 Victoria Park-York	6	12' 00"	72	0	9.5	CLR	4	20' 00"	80	0	9.7	CLR	5	15' 00"	72	3	9.1																					
Combined/Average	13 6' 00"						4 20' 00"					11 7' 30"																										
505 DUNDAS	Additional running time added for Carlton/College track reconstruction																																					
Monday to Friday	Monday-Friday morning peak period						Monday-Friday midday					Monday-Friday afternoon peak period					Monday-Friday early evening					Monday-Friday late evening																
505 Dundas West Stn-Broadview Stn	20	5' 15"	100	5	7.6	CLR	18	6' 00"	102	6	7.4	CLR	21	5' 15"	105	5	7.3	CLR	11	8' 00"	83	5	9.1	CLR	6	14' 00"	78	6	9.6	512a	515a	1249a	1249a					
Saturday	Saturday early morning						Saturday morning					Saturday afternoon					Saturday early evening					Saturday late evening																
505 Dundas West Stn-Broadview Stn	9	10' 00"	84	6	8.9	CLR	19	6' 00"	109	5	7.0	CLR	23	5' 00"	110	5	7.0	CLR	9	11' 00"	96	3	8.1	CLR	6	14' 00"	78	6	9.6	527a	536a	1251a	1251a					
Sunday	Sunday early morning						Sunday morning					Sunday afternoon					Sunday early evening					Sunday late evening																
505 Dundas West Stn-Broadview Stn	4	20' 00"	80	0	10.0	CLR	13	8' 00"	97	7	7.7	CLR	16	6' 30"	99	5	7.7	CLR	8	12' 00"	91	5	8.4	CLR	6	14' 00"	78	6	9.6	530a	530a	1243a	1249a					
509 HARBOURFRONT	Additional running time added for Carlton/College track reconstruction																																					
Monday to Friday	Monday-Friday morning peak period						Monday-Friday midday					Monday-Friday afternoon peak period					Monday-Friday early evening					Monday-Friday late evening																
509 Union Stn-Lake Shore & Bathurst	3	10' 00"	25	5	8.0	CLR	2	20' 00"	30	10	8.3	CLR	3	13' 00"	32	7	8.5	CLR	2	20' 00"	30	10	8.3															
509 Union Stn-Exhibition	5.50																																					
Saturday	Saturday early morning						Saturday morning					Saturday afternoon					Saturday early evening					Saturday late evening																
509 Union Stn-Lake Shore & Bathurst	1	24' 00"	24	0	10.0	CLR	4	10' 00"	30	10	8.3	CLR	4	10' 00"	30	10	8.3	CLR	2	20' 00"	30	10	8.3															
509 Union Stn-Exhibition	5.50																																					
Sunday	Sunday morning						Sunday afternoon					Sunday early evening					Sunday late evening																					
509 Union Stn-Exhibition	4	10' 00"	30	10	8.3	CLR	4	10' 00"	30	10	8.3	CLR	4	10' 00"	30	10	8.3	CLR	2	20' 00"	30	10	8.3															
509 Union Stn-Exhibition	5.50																																					



TORONTO TRANSIT COMMISSION

Total RT
dist and
date of
last
change

SERVICE SUMMARY

March 28 to May 8, 2004

Route		Veh type	No. of Veh	Service interval	Run time (min)	Term time (min)	Avg spd (mph)	Veh type	No. of Veh	Service interval	Run time (min)	Term time (min)	Avg spd (mph)	Veh type	No. of Veh	Service interval	Run time (min)	Term time (min)	Avg spd (mph)	Veh type	No. of Veh	Service interval	Run time (min)	Term time (min)	Avg spd (mph)	Veh type	No. of Veh	Service interval	Run time (min)	Term time (min)	Avg spd (mph)	First dep NB or WB	First dep SB or EB	Last dep NB or WB	Last dep SB or EB												
504 KING	Ron/Rus																																														
Monday to Friday	16-Feb-04		Monday-Friday morning peak period								Monday-Friday midday				Monday-Friday afternoon peak period				Monday-Friday early evening				Monday-Friday late evening																								
504 Dundas West Stn-Broadview Stn	15.85	CLR	28	4 ' 00 "	108	4	8.5	CLR	19	5 ' 40 "	102	5	8.8	CLR	29	4 ' 12 "	116	5	7.8	CLR	14	7 ' 15 "	97	4	9.4	CLR	9	10 ' 30 "	90	4	10.1	500a	457a	205a	205a												
504 Dundas West Stn-Broadview Stn	15.85	ALR	7	trips																																											
504 Dundas West Stn-Broadview Stn	15.85	CLR	9	trips																																											
			44	4 ' 00 "					19	5 ' 40 "				29	4 ' 12 "						14	7 ' 15 "					9	10 ' 30 "																			
See also 508 LAKE SHORE																																															
Saturday	21-Feb-04		Saturday early morning								Saturday morning				Saturday afternoon				Saturday early evening				Saturday late evening																								
504 Dundas West Stn-Broadview Stn	15.85	CLR	10	10 ' 00 "	95	5	9.5	CLR	11	9 ' 30 "	99	5	9.1	CLR	11	9 ' 30 "	99	5	9.1	CLR	9	10 ' 30 "	88	6	10.1	CLR	9	10 ' 30 "	88	6	10.1	500a	455a	230a	250a												
Sunday	16-Feb-04		Sunday early morning								Sunday morning				Sunday afternoon				Sunday early evening				Sunday late evening																								
504 Dundas West Stn-Broadview Stn	15.85	CLR	6	15 ' 00 "	90	0	10.6	CLR	8	12 ' 00 "	94	2	9.9	CLR	10	10 ' 00 "	97	3	9.5	CLR	7	13 ' 00 "	88	3	10.5	CLR	7	13 ' 00 "	88	3	10.5	520a	520a	220a	215a												
Overnight service on Roncesvalles Avenue provided by 313 JANE and overnight service on Broadview Avenue provided by 303 DON MILLS																																															
503 KINGSTON RD	Rus																																														
503 Victoria Park-York		See 502 DOWNTOWNER																																													
508 LAKE SHORE	Ron																																														
Monday to Friday	16-Feb-04		Monday-Friday morning peak period								Monday-Friday afternoon peak period																																				
508 Long Branch-Parliament	11.78	CLR	3	Three EB trips																																											
508 Church-Long Branch	11.52													CLR	4	Four WB trips																															
501 QUEEN	Ron/Rus																																														
Monday to Friday	16-Feb-04		Monday-Friday morning peak period								Monday-Friday midday				Monday-Friday afternoon peak period				Monday-Friday early evening				Monday-Friday late evening																								
501 Neville Park-Long Branch	30.47	ALR	17	10 ' 15 "	171	4	10.5	ALR	16	12 ' 00 "	174	18	9.5	ALR	18	11 ' 00 "	180	18	9.2	ALR	11.5	16 ' 00 "	174	10	9.9	ALR	8	20 ' 00 "	160	0	11.4	457a	523a	1245a	1245a												
501 Neville Park-Humber	20.74	ALR	12	10 ' 15 "	121	2	10.1	ALR	11	12 ' 00 "	126	6	9.4	ALR	13	11 ' 00 "	128	15	8.7	ALR	8.5	16 ' 00 "	126	10	9.2	ALR	6	20 ' 00 "	115	5	10.4	546a	500a	1255a	107a												
Combined/Average			29	5 ' 07 "					27	6 ' 00 "				31	5 ' 30 "						20	8 ' 00 "					14	10 ' 00 "																			
Saturday	21-Feb-04		Saturday early morning								Saturday morning				Saturday afternoon				Saturday early evening				Saturday late evening																								
501 Neville Park-Long Branch	30.47	ALR	11	15 ' 00 "	155	10	11.1	ALR	13	14 ' 30 "	176	12	9.7	ALR	15	13 ' 30 "	188	15	9.0	ALR	12	15 ' 00 "	170	10	10.2	ALR	9.5	18 ' 00 "	160	11	10.7	457a	526a	1248a	1229a												
501 Neville Park-Humber	20.74	ALR	8	15 ' 00 "	110	10	10.4	ALR	9	14 ' 30 "	126	5	9.5	ALR	11	13 ' 30 "	136	13	8.4	ALR	9	15 ' 00 "	122	13	9.2	ALR	6.5	18 ' 00 "	115	2	10.6	530a	500a	1257a	100a												
Combined/Average			19	7 ' 30 "					22	7 ' 15 "				26	6 ' 45 "						21	7 ' 30 "					16	9 ' 00 "																			
Sunday	15-Feb-04		Sunday early morning								Sunday morning				Sunday afternoon				Sunday early evening				Sunday late evening																								
501 Neville Park-Long Branch	30.47	CLR	8	20 ' 00 "	156	4	11.4	CLR	9	20 ' 00 "	166	14	10.2	CLR	11	17 ' 30 "	174	19	9.5	CLR	8	22 ' 00 "	170	6	10.4	CLR	7	23 ' 00 "	158	3	11.4	457a	526a	1244a	1231a												
501 Neville Park-Humber	20.74	CLR	6	20 ' 00 "	110	10	10.4	CLR	6	20 ' 00 "	120	0	10.4	CLR	8	17 ' 30 "	126	14	8.9	CLR	6	22 ' 00 "	122	10	9.4	CLR	5	23 ' 00 "	112	3	10.8	600a	505a	1255a	1231a												
Combined/Average			14	10 ' 00 "					15	10 ' 00 "				19	8 ' 45 "						14	11 ' 00 "					12	11 ' 30 "																			
301 QUEEN	Ron/Rus																																														
Overnight, 7 days a week	31-Aug-03		Monday-Friday overnight								Saturday overnight				Sunday overnight																																
301 Neville Park-Long Branch	30.47	ALR	5	30 ' 00 "	140	10	12.2	ALR	5	30 ' 00 "	140	10	12.2	ALR	5	30 ' 00 "	140	10	12.2																												



TORONTO TRANSIT COMMISSION

Total RT
dist and
date of
last
change

SERVICE SUMMARY

March 28 to May 8, 2004

Route		Veh type	No. of Veh	Service interval	Run time (min)	Term time (min)	Avg spd (mph)	Veh type	No. of Veh	Service interval	Run time (min)	Term time (min)	Avg spd (mph)	Veh type	No. of Veh	Service interval	Run time (min)	Term time (min)	Avg spd (mph)	Veh type	No. of Veh	Service interval	Run time (min)	Term time (min)	Avg spd (mph)	Veh type	No. of Veh	Service interval	Run time (min)	Term time (min)	Avg spd (mph)	First dep NB or WB	First dep SB or EB	Last dep NB or WB	Last dep SB or EB			
512 ST CLAIR	Ron																																					
Monday to Friday	01-Sep-03		Monday-Friday morning peak period					Monday-Friday midday					Monday-Friday afternoon peak period					Monday-Friday early evening					Monday-Friday late evening															
512 St Clair Stn-Keele	8.70	CLRV	12	5' 20"	64	0	8.2	CLRV	10	7' 00"	62	8	7.5	CLRV	19	3' 45"	64	8	7.3	CLRV	8	7' 30"	60	0	8.7	CLRV	6	9' 00"	54	0	9.7	522a	500a	152a	145a			
512 St Clair Stn-Lansdowne	6.57	CLRV	10	5' 20"	50	4	7.4	CLRV	10	7' 00"				CLRV	19	3' 45"				CLRV	8	7' 30"				CLRV	6	9' 00"				624a	652a	838a	906a			
Combined/Average			22	2' 40"					10	7' 00"					19	3' 45"					8	7' 30"					6	9' 00"										
Saturday	05-Apr-03		Saturday early morning					Saturday morning					Saturday afternoon					Saturday early evening					Saturday late evening															
512 St Clair Stn-Keele	8.70	CLRV	6	8' 40"	52	0	10.0	CLRV	10	8' 00"	70	10	6.5	CLRV	10	8' 00"	72	8	6.5	CLRV	7	8' 00"	56	0	9.3	CLRV	5	11' 10"	56	0	9.4	522a	500a	152a	145a			
Sunday	30-Mar-03		Sunday early morning					Sunday morning					Sunday afternoon					Sunday early evening					Sunday late evening															
512 St Clair Stn-Keele	8.70	CLRV	5	10' 00"	50	0	10.4	CLRV	8	9' 00"	63	9	7.3	CLRV	8	9' 00"	63	9	7.3	CLRV	6	9' 30"	57	0	9.2	CLRV	4	14' 00"	56	0	9.3	522a	500a	152a	145a			
Overnight service on St. Clair provided by 312 ST CLAIR																																						
510 SPADINA	Rus																																					
Monday to Friday	31-Mar-03		Monday-Friday morning peak period					Monday-Friday midday					Monday-Friday afternoon peak period					Monday-Friday early evening					Monday-Friday late evening															
510 Spadina Stn-Queens Quay	4.63	Operates earlier and later trips to Queens Quay and Spadina																																				
510 Spadina Stn-Union Stn	6.91	CLRV	7	7' 30"	50	2	7.9	CLRV	8	6' 30"	51	0	8.0	CLRV	9	6' 00"	54	0	7.7	CLRV	6	8' 20"	50	0	8.3	CLRV	5	9' 00"	45	0	9.2	515a	500a	615a	600a			
510 Spadina Stn-King	3.66	CLRV	8	3' 45"	28	2	7.3	CLRV	10	3' 10"	28	3	6.9	CLRV	12	3' 00"	31	5	6.1	CLRV	21	2' 00"				CLRV	5	9' 00"				600a	615a	1259a	1246a			
Combined/Average			15	2' 30"					18	2' 08"					21	2' 00"					6	8' 20"					5	9' 00"				748a	732a	808p	755p			
Saturday	21-Feb-04		Every 3rd car operates to Union Stn Saturday early morning					Every 3rd car operates to Union Stn Saturday morning					Every 3rd car operates to Union Stn Saturday afternoon					Saturday early evening					Saturday late evening															
510 Spadina Stn-Queens Quay	4.63	Operates earlier and later trips to Queens Quay and Spadina																																				
510 Spadina Stn-Union Stn	6.91	CLRV	7	6' 17"	44	0	9.4	CLRV	9	5' 33"	50	0	8.3	CLRV	8	7' 00"	56	0	7.4	CLRV	6	9' 20"	50	6	7.4	CLRV	6	7' 20"	44	0	9.4	615a	600a	1257a	1249a			
510 Spadina Stn-King	3.66	CLRV	5	5' 33"	28	0	7.9	CLRV	5	5' 33"	28	0	7.9	CLRV	10	3' 30"	33	2	6.3	CLRV	6	4' 40"	28	0	7.8	CLRV	6	7' 20"				916a	903a	842p	857p			
Combined/Average			7	6' 17"					14	2' 47"					18	2' 20"					12	3' 07"					6	7' 20"										
Sunday	15-Feb-04		Sunday early morning					Sunday morning					Sunday afternoon					Sunday early evening					Sunday late evening															
510 Spadina Stn-Queens Quay	4.63	Operates earlier and later trips to Queens Quay and Spadina																																				
510 Spadina Stn-Union Stn	6.91	CLRV	3	15' 00"	44	1	9.2	CLRV	13	4' 00"	52	0	8.0	CLRV	9	6' 00"	54	0	7.7	CLRV	8	6' 00"	48	0	8.6	CLRV	4	11' 15"	45	0	9.2	610a	545a	110a	1249a			
510 Spadina Stn-King	3.66	CLRV	6	6' 00"	30	6	6.1	CLRV	6	6' 00"	30	6	6.1	CLRV	5	6' 00"	28	2	7.3	CLRV	13	3' 00"				CLRV	4	11' 15"				1052a	1036a	758p	813p			
Combined/Average			3	15' 00"					13	4' 00"					15	3' 00"					13	3' 00"					4	11' 15"										
Spadina Stn-Union Stn is SB Union Stn-Spadina Stn is NB																																						
535 STANDBY CARS	Ron/Rus																																					
Monday to Friday	18-Oct-99		Monday-Friday afternoon peak period					Monday-Friday early evening																														
Standby cars		CLRV	1	Ronces carhouse				CLRV	2	Ronces carhouse																												



TORONTO TRANSIT COMMISSION

Total RT dist and date of last change

SERVICE SUMMARY

March 28 to May 8, 2004

Table with columns for Route, Veh type, No. of Veh, Service interval, Run time (min), Term time (min), Avg spd (mph), and various service period details (Morning, Middy, Afternoon, Early evening, Late evening) for routes 192, 117, 99, and 5.



TORONTO TRANSIT COMMISSION

Total RT
dist and
date of
last
change

SERVICE SUMMARY

March 28 to May 8, 2004

Route	Total RT dist and date of last change	Veh type	No. of Veh	Service interval	Run time (min)	Term time (min)	Avg spd (mph)	Veh type	No. of Veh	Service interval	Run time (min)	Term time (min)	Avg spd (mph)	Veh type	No. of Veh	Service interval	Run time (min)	Term time (min)	Avg spd (mph)	Veh type	No. of Veh	Service interval	Run time (min)	Term time (min)	Avg spd (mph)	Veh type	No. of Veh	Service interval	Run time (min)	Term time (min)	Avg spd (mph)	First dep NB or WB	First dep SB or EB	Last dep NB or WB	Last dep SB or EB						
61 AVENUE RD NORTH	WII/Egl																																								
Monday to Friday	16-Feb-04	Monday-Friday morning peak period							Monday-Friday midday							Monday-Friday afternoon peak period							Monday-Friday early evening							Monday-Friday late evening											
61 Eglinton Stn-Roe Loop	5.05																																								
61A Eglinton Stn-Highway 401	6.74	40'	4	11 ' 00 "	44	0	9.2	40'	3	15 ' 00 "	40	5	9.0	40'	3	15 ' 00 "	44	1	9.0	40'	2	15 ' 00 "	30	0	10.1	40'	1	30 ' 00 "	30	0	10.1	645p	700p	100a	1245a						
Saturday	21-Feb-04	Saturday early morning							Saturday morning							Saturday afternoon							Saturday early evening							Saturday late evening											
61 Eglinton Stn-Roe Loop	5.05	40'	1	30 ' 00 "	30	0	10.1	40'	1.5	20 ' 00 "	30	0	10.1	40'	1.5	20 ' 00 "	30	0	10.1	40'	1	30 ' 00 "	30	0	10.1	40'	1	30 ' 00 "	30	0	10.1	40'	1	30 ' 00 "	30	0	10.1	545a	600a	100a	1245a
Sunday	15-Feb-04	Sunday morning							Sunday afternoon							Sunday early evening							Sunday late evening																		
61 Eglinton Stn-Roe Loop	5.05																																								
511 BATHURST	Ron																																								
Monday to Friday	01-Sep-03	Monday-Friday morning peak period							Monday-Friday midday							Monday-Friday afternoon peak period							Monday-Friday early evening							Monday-Friday late evening											
511 Bathurst Stn-Exhibition	5.85	CLRV	10	4 ' 30 "	41	4	7.8	CLRV	6	8 ' 00 "	42	6	7.3	CLRV	10	4 ' 45 "	43	5	7.4	CLRV	5	8 ' 00 "	40	0	8.8	CLRV	4	10 ' 00 "	36	4	8.8	538a	520a	130a	110a						
Saturday	06-Sep-03	Saturday early morning							Saturday morning							Saturday afternoon							Saturday early evening							Saturday late evening											
511 Bathurst Stn-Exhibition	5.85	ALRV	5	8 ' 00 "	40	0	8.8	ALRV	6	7 ' 30 "	40	5	7.8	ALRV	6	7 ' 30 "	40	5	7.8	ALRV	5	8 ' 40 "	39	4	8.1	ALRV	4	10 ' 00 "	36	4	8.8	521a	501a	130a	112a						
Sunday	31-Aug-03	Sunday morning							Sunday afternoon							Sunday early evening							Sunday late evening																		
511 Bathurst Stn-Exhibition	5.85							CLRV	5	8 ' 40 "	39	4	8.1	CLRV	5	8 ' 40 "	39	4	8.1	CLRV	4	10 ' 00 "	36	4	8.8	ALRV	4	10 ' 00 "	36	4	8.8	917a	858a	130a	112a						
Overnight service on Bathurst Street provided by 310 BATHURST																																									
7 BATHURST &	WII																																								
Monday to Friday	16-Feb-04	Monday-Friday morning peak period							Monday-Friday midday							Monday-Friday afternoon peak period							Monday-Friday early evening							Monday-Friday late evening											
7 Bathurst Stn-Steeles &	18.48	OrionVI	17	6 ' 30 "	108	2	10.0	OrionVI	16	6 ' 30 "	102	2	10.7	OrionVI	16	7 ' 00 "	108	4	9.9	OrionVI	11	7 ' 30 "	80	3	13.4	OrionVI	6	11 ' 15 "	67	1	16.4	524a	440a	137a	1250a						
7A St Clair West Stn-Wilson Stn	11.77	40'	3	20 ' 00 "	56	4	11.8							40'	3	20 ' 00 "	60	0	11.8																						
7S Davenport-Bathurst Stn																																									
		Combined/Average																																							
			20	4 ' 54 "					16	6 ' 30 "					19	5 ' 11 "					11	7 ' 30 "						6	11 ' 15 "												
Saturday	22-Feb-03	Saturday early morning							Saturday morning							Saturday afternoon							Saturday early evening							Saturday late evening											
7 Bathurst Stn-Steeles &	18.48	OrionVI	8	10 ' 00 "	80	0	13.9	OrionVI	10	9 ' 00 "	90	0	12.3	OrionVI	14	6 ' 30 "	91	0	12.2	OrionVI	9	9 ' 00 "	81	0	13.7	OrionVI	6	11 ' 15 "	67	1	16.4	518a	440a	137a	1250a						
Sunday	13-Oct-02	Sunday morning							Sunday afternoon							Sunday early evening							Sunday late evening																		
7 Bathurst Stn-Steeles &	18.48							OrionVI	9	9 ' 40 "	87	0	12.7	OrionVI	13	7 ' 00 "	88	3	12.2	OrionVI	8	10 ' 00 "	80	0	13.9	OrionVI	6	11 ' 15 "	67	1	16.4	900a	810a	137a	1250a						
310 BATHURST	WII																																								
Overnight, 7 days a week	13-Oct-02	Monday-Friday overnight							Saturday overnight							Sunday overnight																									
310 Exhibition-Steeles	24.10	40'	3	30 ' 00 "	90	0	16.1	40'	3	30 ' 00 "	90	0	16.1	40'	3	30 ' 00 "	90	0	16.1																						



TORONTO TRANSIT COMMISSION

Total RT
dist and
date of
last
change

SERVICE SUMMARY

March 28 to May 8, 2004

Route		Veh type	No. of Veh	Service interval	Run time (min)	Term time (min)	Avg spd (mph)	Veh type	No. of Veh	Service interval	Run time (min)	Term time (min)	Avg spd (mph)	Veh type	No. of Veh	Service interval	Run time (min)	Term time (min)	Avg spd (mph)	Veh type	No. of Veh	Service interval	Run time (min)	Term time (min)	Avg spd (mph)	Veh type	No. of Veh	Service interval	Run time (min)	Term time (min)	Avg spd (mph)	First dep NB or WB	First dep SB or EB	Last dep NB or WB	Last dep SB or EB						
160 BATHURST NORTH	WII	Service outside Toronto north of Steeles Avenue is provided under contract to York Region																																							
Monday to Friday	13-May-02	Monday-Friday morning peak period							Monday-Friday midday							Monday-Friday afternoon peak period							Monday-Friday early evening																		
160 Wilson Stn-Centre St	14.03	40'	4	20 ' 00 "	77	3	10.5	40'	3	25 ' 00 "	72	3	11.2	40'	4	21 ' 00 "	84	0	10.0	40'	3	24 ' 00 "	72	0	11.7								600a	603a	930p	1006p					
Saturday	20-Feb-99	Saturday early morning							Saturday morning							Saturday afternoon							Saturday early evening																		
160 Wilson Stn-Centre St	14.03	40'	3	24 ' 00 "	69	3	11.7	40'	3	24 ' 00 "	69	3	11.7	40'	3	24 ' 00 "	69	3	11.7															600a	557a	600p	618p				
160A Wilson Stn-Steeles	10.48													40'	2	20 ' 00 "	40	0	15.7															624p	645p	925p	945p				
Sunday	14-Feb-99	Sunday morning							Sunday afternoon							Sunday early evening																									
160 Wilson Stn-Centre St	14.03							40'	3	24 ' 00 "	69	3	11.7	40'	3	24 ' 00 "	69	3	11.7																848a	845a	705p	720p			
160A Wilson Stn-Steeles	10.48													40'	2	20 ' 00 "	40	0	15.7																725p	745p	925p	945p			
6 BAY	Bir	Service outside Toronto north of Steeles Avenue is provided under contract to York Region																																							
Monday to Friday	16-Feb-04	Monday-Friday morning peak period							Monday-Friday midday							Monday-Friday afternoon peak period							Monday-Friday early evening																		
6 Dupont-Queens Quay & Jarvis via Ferry Docks	7.14	40'	11	5 ' 00 "	55	0	7.8	40'	8	7 ' 30 "	60	0	7.1	40'	8	8 ' 00 "	60	4	6.4	40'	3	17 ' 00 "	51	0	8.4										535a	508a	1036p	1011p			
6A Bloor (Davenport/Yonge)-Queens Quay & Yonge	6.59													40'	6	8 ' 00 "	48	0	8.3																	324p	301p	613p	548p		
6B Bloor (Davenport/Yonge)-Dundas	2.71	40'	5	5 ' 00 "	25	0	6.5																													743a	730a	918a	905a		
Combined/Average			16	2 ' 30 "					8	7 ' 30 "					14	4 ' 00 "					3	17 ' 00 "																			
Saturday	21-Feb-04	Saturday early morning							Saturday morning							Saturday afternoon							Saturday early evening																		
6 Dupont-Queens Quay & Jarvis via Ferry Docks	7.14	40'	2	30 ' 00 "	60	0	7.1	40'	4	15 ' 00 "	60	0	7.1	40'	4	15 ' 00 "	60	0	7.1																		530a	507a	730p	700p	
Sunday	15-Feb-04	Sunday early morning							Sunday morning							Sunday afternoon							Sunday early evening																		
6 Dupont-Queens Quay & Jarvis via Ferry Docks	7.14	40'	2	30 ' 00 "	60	0	7.1	40'	4	15 ' 00 "	60	0	7.1	40'	4	15 ' 00 "	60	0	7.1																			530a	507a	730p	700p



TORONTO TRANSIT COMMISSION

Total RT
dist and
date of
last
change

SERVICE SUMMARY

March 28 to May 8, 2004

Route		No. of Veh	Service interval	Run time (min)	Term time (min)	Avg spd (mph)		No. of Veh	Service interval	Run time (min)	Term time (min)	Avg spd (mph)		No. of Veh	Service interval	Run time (min)	Term time (min)	Avg spd (mph)		No. of Veh	Service interval	Run time (min)	Term time (min)	Avg spd (mph)		No. of Veh	Service interval	Run time (min)	Term time (min)	Avg spd (mph)	First dep NB or WB	First dep SB or EB	Last dep NB or WB	Last dep SB or EB												
11 BAYVIEW and 28 DAVISVILLE	Egl																																													
Monday to Friday	06-Jan-03	Monday-Friday morning peak period						Monday-Friday midday						Monday-Friday afternoon peak period						Monday-Friday early evening						Monday-Friday late evening																				
11 Davisville Stn-Steeles via Sunnybrook	17.41	D40LF	8	12 ' 30 "	98	2	10.4	D40LF	7	12 ' 00 "	84	0	12.4	D40LF	4	24 ' 00 "	96	0	10.9	D40LF	3.5	20 ' 00 "	70	0	14.9	D40LF	2	35 ' 00 "	66	4	14.9	523a	605a	1232a	105a											
11 Davisville Stn-Steeles via Sunnybrook	17.41	D40LF	1	Tripper																																										
11A Davisville Stn-Sheppard via Sunnybrook	13.17													D40LF	3	24 ' 00 "	72	0	11.0															230p	306p	654p	706p									
11C Davisville Stn-Sunnybrook	5.08													D40LF	1.5	20 ' 00 "	30	0	10.2	D40LF	1	35 ' 00 "	27	8	8.7											718p	747p	1245a	100a							
28 Davisville Stn-Bayview	2.74	D40LF	2	12 ' 30 "	23	2	6.6							D40LF	2	12 ' 00 "	21	3	6.9																	712a	727a	935a	922a							
Combined/Average			11	6 ' 15 "					7	12 ' 00 "					9	6 ' 00 "					5	10 ' 00 "						3	17 ' 30 "						359p	348p	559p	612p								
Saturday	18-May-02	Saturday early morning						Saturday morning						Saturday afternoon						Saturday early evening						Saturday late evening																				
11 Davisville Stn-Steeles via Sunnybrook	17.41	D40LF	3.5	24 ' 00 "	77	7	12.4	D40LF	3.5	24 ' 00 "	80	4	12.4	D40LF	3.5	24 ' 00 "	80	4	12.4	D40LF	3	32 ' 00 "	90	6	10.9													617a	639a	940p	1027p					
11A Davisville Stn-Sheppard via Sunnybrook	13.17													D40LF	2	32 ' 00 "	60	4	12.3	D40LF	2	30 ' 00 "	60	0	13.2														615p	646p	115a	115a				
11C Davisville Stn-Sunnybrook	5.08	D40LF	1.5	24 ' 00 "	27	9	8.5	D40LF	1.5	24 ' 00 "	36	0	8.5	D40LF	1.5	24 ' 00 "	36	0	8.5																				535a	556a	605p	620p				
Combined/Average			5	12 ' 00 "					5	12 ' 00 "					5	16 ' 00 "					5	16 ' 00 "						2	30 ' 00 "																	
Sunday	16-Feb-03	Sunday early morning						Sunday morning						Sunday afternoon						Sunday early evening						Sunday late evening																				
11 Davisville Stn-Steeles via Sunnybrook	17.41							D40LF	2	35 ' 00 "	70	0	14.9	D40LF	3.5	20 ' 00 "	70	0	14.9	D40LF	2	35 ' 00 "	70	0	14.9																730a	805a	1008p	1042p		
11A Davisville Stn-Sheppard via Sunnybrook	13.17																			D40LF	2	30 ' 00 "	60	0	13.2																	1025p	1115p	115a	115a	
11C Davisville Stn-Sunnybrook	5.08	D40LF	2	15 ' 00 "	30	0	10.2	D40LF	1	35 ' 00 "	30	5	8.7	D40LF	1.5	20 ' 00 "	30	0	10.2	D40LF	1	35 ' 00 "	30	5	8.7																		550a	605a	950p	1010p
Combined/Average			2	15 ' 00 "					3	17 ' 30 "					5	10 ' 00 "					3	17 ' 30 "						2	30 ' 00 "																	
9 BELLAMY	Egl																																													
Monday to Friday	01-Sep-03	Monday-Friday morning peak period						Monday-Friday midday						Monday-Friday afternoon peak period						Monday-Friday early evening																										
9 Warden Stn-Scarborough Centre	16.34	40'	4	18 ' 00 "	72	0	13.6	40'	3	21 ' 40 "	65	0	15.1	40'	5	14 ' 30 "	73	0	13.5	40'	2	30 ' 00 "	60	0	16.3																	500a	513a	1000p	1000p	
Saturday	11-Jan-03	Saturday early morning						Saturday morning						Saturday afternoon						Saturday early evening																										
9 Warden Stn-Scarborough Centre	16.34	40'	1	60 ' 00 "	60	0	16.3	40'	1	60 ' 00 "	60	0	16.3	40'	1	60 ' 00 "	60	0	16.3	40'	1	60 ' 00 "	60	0	16.3																		630a	700a	930p	1000p
Sunday	05-Jan-03	Sunday morning						Sunday afternoon																																						
9 Warden Stn-Scarborough Centre	16.34							40'	1	60 ' 00 "	60	0	16.3	40'	1	60 ' 00 "	60	0	16.3																								930a	1000a	630p	700p

**TORONTO TRANSIT COMMISSION**Total RT
dist and
date of
last
change**SERVICE SUMMARY**

March 28 to May 8, 2004

Route			No. of Veh	Service interval	Run time (min)	Term time (min)	Avg spd (mph)		No. of Veh	Service interval	Run time (min)	Term time (min)	Avg spd (mph)		No. of Veh	Service interval	Run time (min)	Term time (min)	Avg spd (mph)		No. of Veh	Service interval	Run time (min)	Term time (min)	Avg spd (mph)		No. of Veh	Service interval	Run time (min)	Term time (min)	Avg spd (mph)	First dep NB or WB	First dep SB or EB	Last dep NB or WB	Last dep SB or EB		
17 BIRCHMOUNT	Bir	Service outside Toronto north of Steeles Avenue is provided under contract to York Region																																			
Monday to Friday	24-Nov-03	Monday-Friday morning peak period						Monday-Friday midday						Monday-Friday afternoon peak period						Monday-Friday early evening						Monday-Friday late evening											
17 Warden Stn-Steeles	17.01	40'	11	7' 00"	76	1	13.3	40'	5	15' 30"	78	0	13.2	40'	4.5	16' 40"	75	0	13.6	40'	4	18' 00"	72	0	14.2	40'	3	22' 00"	66	0	15.5	559a	532a	1245a	1250a		
17A Warden Stn-14th Ave	20.24	40'	1	21' 00"	95	3	12.5							40'	5.5	16' 40"	90	2	13.2																		
Combined/Average			12	7' 00"					5	15' 30"					10	8' 20"					4	18' 00"						3	22' 00"								
		17 loops via Wintermute Every 3rd 17 operates as a 17A																																			
Saturday	29-Nov-03	Saturday early morning						Saturday morning						Saturday afternoon						Saturday early evening						Saturday late evening											
17 Warden Stn-Steeles	17.01	40'	3	20' 00"	60	0	17.0	40'	4	18' 00"	72	0	14.2	40'	4	18' 00"	72	0	14.2	40'	3	22' 00"	66	0	15.5	40'	3	22' 00"	66	0	15.5	518a	552a	1220a	1250a		
Sunday	23-Nov-03	Sunday morning						Sunday afternoon						Sunday early evening						Sunday late evening																	
17 Warden Stn-Steeles	17.01							40'	3	24' 00"	72	0	14.2	40'	3	24' 00"	72	0	14.2																		
17C Warden Stn-McNicoll	15.39													40'	1	60' 00"	60	0	15.4	40'	1	60' 00"	60	0	15.4	40'	1	60' 00"	60	0	15.4	832a	839a	636p	712p		
		700p 730p 1100p 1130p																																			
2 BLOOR-DANFORTH SUBWAY &	DanSub																																				
Monday to Friday	01-Sep-03	Monday-Friday morning peak period						Monday-Friday midday						Monday-Friday afternoon peak period						Monday-Friday early evening						Monday-Friday late evening											
2 Kipling Stn-Kennedy Stn &	32.60	6carHT	42	2' 24"	101	0	19.4	6carHT	21	4' 53"	103	0	19.1	6carHT	39	2' 34"	100	0	19.5	6carHT	20	4' 52"	97	0	20.1	6carHT	20	4' 52"	97	0	20.1	544a	547a	131a	131a		
Saturday	30-Nov-02	Saturday early morning						Saturday morning						Saturday afternoon						Saturday early evening						Saturday late evening											
2 Kipling Stn-Kennedy Stn &	32.60	6carHT	20	4' 52"	97	0	20.1	6carHT	20	4' 52"	97	0	20.1	6carHT	21	4' 43"	99	0	19.8	6carHT	20	4' 52"	97	0	20.1	6carHT	20	4' 52"	97	0	20.1	549a	549a	131a	131a		
Sunday	24-Nov-02	Sunday morning						Sunday afternoon						Sunday early evening						Sunday late evening																	
2 Kipling Stn-Kennedy Stn &	32.60							6carHT	20	4' 52"	97	0	20.1	6carHT	20	4' 52"	97	0	20.1	6carHT	20	4' 52"	97	0	20.1	6carHT	20	4' 52"	97	0	20.1	849a	849a	131a	131a		
300 BLOOR-DANFORTH	Bir/Egl/Osy																																				
Overnight, 7 days a week	11-May-03	Monday-Friday overnight						Saturday overnight						Sunday overnight																							
300 Warden-West Mall	31.66	40'	4	30' 00"	120	0	15.8	40'	4	30' 00"	120	0	15.8	40'	4	30' 00"	120	0	15.8	40'																	
300A Warden-Air Terminal 2 & 3	47.02	40'	5	30' 00"	150	0	18.8	40'	5	30' 00"	150	0	18.8	40'	5	30' 00"	150	0	18.8	40'																	
Combined/Average			9	15' 00"					9	15' 00"					9	15' 00"																					
49 BLOOR WEST	Osy																																				
Monday to Friday	01-Sep-03	Monday-Friday morning peak period						Monday-Friday midday						Monday-Friday afternoon peak period						Monday-Friday early evening						Monday-Friday late evening											
49 Kipling Stn-Markland Wood	5.84	40'	4	7' 30"	28	2	11.7	40'	2	15' 00"	22	8	11.7	40'	3	10' 00"	30	0	11.7	40'	2	15' 00"	24	6	11.7												
49A Kipling Stn-Markland Wood and Burnhamthorpe	8.34													40'	1	30' 00"	30	0	16.7																		
Saturday	30-Nov-02	Saturday early morning						Saturday morning						Saturday afternoon						Saturday early evening						Saturday late evening											
49 Kipling Stn-Markland Wood	5.84	40'	1.5	20' 00"	20	10	11.7	40'	1.5	20' 00"	22	8	11.7	40'	1.5	20' 00"	22	8	11.7	40'	1	30' 00"	22	8	11.7												
49A Kipling Stn-Markland Wood and Burnhamthorpe	8.34													40'	1	30' 00"	30	0	16.7																		
		Alternates trips with 44 KIPLING SOUTH																																			
Sunday	31-Aug-03	Sunday morning						Sunday afternoon						Sunday early evening						Sunday late evening																	
49 Kipling Stn-Markland Wood	5.84							40'	1	30' 00"	22	8	11.7	40'	1	30' 00"	22	8	11.7	40'	1	30' 00"	22	8	11.7												
49A Kipling Stn-Markland Wood and Burnhamthorpe	8.34													40'	1	30' 00"	30	0	16.7																		

Overnight service east of West Mall provided by 300 BLOOR-DANFORTH



TORONTO TRANSIT COMMISSION

Total RT
dist and
date of
last
change

SERVICE SUMMARY

March 28 to May 8, 2004

Route	Total RT dist and date of last change	Veh type	No. of Veh	Service interval	Run time (min)	Term time (min)	Avg spd (mph)	Veh type	No. of Veh	Service interval	Run time (min)	Term time (min)	Avg spd (mph)	Veh type	No. of Veh	Service interval	Run time (min)	Term time (min)	Avg spd (mph)	Veh type	No. of Veh	Service interval	Run time (min)	Term time (min)	Avg spd (mph)	Veh type	No. of Veh	Service interval	Run time (min)	Term time (min)	Avg spd (mph)	First dep NB or WB	First dep SB or EB	Last dep NB or WB	Last dep SB or EB						
21 BRIMLEY	Egl																																								
Monday to Friday	01-Sep-03	Monday-Friday morning peak period							Monday-Friday midday							Monday-Friday afternoon peak period							Monday-Friday early evening							Monday-Friday late evening											
21 Kennedy Stn-Steeles	17.08							OrionVII	4	20'00"	80	0	12.8							OrionVII	4	20'00"	76	4	12.8									900a	840a	1100p	1142p				
21A Kennedy Stn-Scarborough Centre	8.24	OrionVII	3	13'20"	40	0	12.4						OrionVII	4	10'00"	40	0	12.4								OrionVII	1	30'00"	30	0	16.5			525a	505a	1250a	105a				
21B Scarborough Centre-Steeles	8.84	OrionVII	5	8'00"	40	0	13.3						OrionVII	5	8'00"	40	0	13.3															537a	520a	650p	720p					
Combined/Average			8						4	20'00"				9							4	20'00"					1	30'00"													
Saturday	18-May-02	Saturday early morning							Saturday morning							Saturday afternoon							Saturday early evening							Saturday late evening											
21 Kennedy Stn-Steeles	17.08	OrionVII	3	30'00"	76	14	11.4	OrionVII	4	20'00"	76	4	12.8	OrionVII	4	20'00"	76	4	12.8	OrionVII	3	30'00"	76	14	11.4								557a	640a	957p	1010p					
21A Kennedy Stn-Scarborough Centre	8.24																			OrionVII	1	30'00"	30	0	16.5							1015p	1100p	115a	100a						
Sunday	12-May-02	Sunday morning							Sunday afternoon							Sunday early evening							Sunday late evening																		
21 Kennedy Stn-Steeles	17.08							OrionVII	3	30'00"	76	14	11.4	OrionVII	3	30'00"	76	14	11.4	OrionVII	3	30'00"	76	14	11.4							757a	810a	957p	1010p						
8 BROADVIEW	Bir																																								
Monday to Friday	03-Sep-02	Monday-Friday morning peak period							Monday-Friday midday							Monday-Friday afternoon peak period							Monday-Friday early evening							Monday-Friday late evening											
8 Broadview Stn-Coxwell	5.21	40'	1	30'00"	30	0	10.4	40'	1	30'00"	30	0	10.4	40'	1	30'00"	30	0	10.4	40'	1	30'00"	30	0	10.4	40'	1	30'00"	24	6	10.4	40'	1	30'00"	24	6	10.4	630a	615a	1045p	1103p
Saturday	29-Jun-02	Saturday early morning							Saturday morning							Saturday afternoon							Saturday early evening							Sunday late evening											
8 Broadview Stn-Coxwell	5.21	40'	1	30'00"	30	0	10.4	40'	1	30'00"	30	0	10.4	40'	1	30'00"	30	0	10.4	40'	1	30'00"	24	6	10.4	40'	1	30'00"	24	6	10.4	40'	1	30'00"	24	6	10.4	630a	615a	1045p	1103p
Sunday	23-Jun-02	Sunday morning							Sunday afternoon							Sunday early evening							Sunday late evening																		
8 Broadview Stn-Coxwell	5.21							40'	1	30'00"	24	6	10.4	40'	1	30'00"	24	6	10.4	40'	1	30'00"	24	6	10.4	40'	1	30'00"	24	6	10.4	40'	1	30'00"	24	6	10.4	903a	845a	1045p	1103p
50 BURNHAMTHORPE	Osy																																								
Monday to Friday	01-Sep-03	Monday-Friday morning peak period							Monday-Friday midday							Monday-Friday afternoon peak period							Monday-Friday early evening							Monday-Friday late evening											
50 Islington Stn-Mill Rd	7.11	40'	4	10'00"	40	0	10.7	40'	2	20'00"	36	4	10.7	40'	3	13'00"	39	0	10.9	40'	2	15'00"	30	0	14.2											545a	530a	1015p	1000p		
Saturday	22-Feb-03	Saturday early morning							Saturday morning							Saturday afternoon							Saturday early evening							Saturday late evening											
50 Islington Stn-Mill Rd	7.11	40'	2	15'00"	26	4	14.2	40'	2	20'00"	30	10	10.7	40'	2	20'00"	30	10	10.7	40'	1	30'00"	26	4	14.2											620a	620a	1015p	1000p		
Sunday	24-Nov-02	Sunday morning							Sunday afternoon							Sunday early evening							Sunday late evening																		
50 Islington Stn-Mill Rd	7.11							40'	1	35'00"	30	5	12.2	40'	1	35'00"	30	5	12.2	40'	1	30'00"	26	4	14.2											815a	830a	1015p	1000p		
120 CALVINGTON	Arw																																								
Monday to Friday	06-Jan-03	Monday-Friday morning peak period							Monday-Friday midday							Monday-Friday afternoon peak period							Monday-Friday early evening							Monday-Friday late evening											
120 Wilson Stn-Sheppard & Jane via deHavilland	12.83	40'	1	60'00"	60	0	12.8						40'	1	60'00"	60	0	12.8																	640a	613a	840a	910a			
																																			400p	325p	700p	630p			



TORONTO TRANSIT COMMISSION

Total RT
dist and
date of
last
change

SERVICE SUMMARY

March 28 to May 8, 2004

Route		Veh type	No. of Veh	Service interval	Run time (min)	Term time (min)	Avg spd (mph)	Veh type	No. of Veh	Service interval	Run time (min)	Term time (min)	Avg spd (mph)	Veh type	No. of Veh	Service interval	Run time (min)	Term time (min)	Avg spd (mph)	Veh type	No. of Veh	Service interval	Run time (min)	Term time (min)	Avg spd (mph)	Veh type	No. of Veh	Service interval	Run time (min)	Term time (min)	Avg spd (mph)	First dep NB or WB	First dep SB or EB	Last dep NB or WB	Last dep SB or EB		
506 CARLTON	Ron/Rus/ Bir/Mal	Streetcar divert via Dundas and temporary bus replacement during track/water main work on Carlton/College. Route No. 206 is for internal identification only.																																			
Monday to Friday	29-Mar-04	Monday-Friday morning peak period								Monday-Friday midday					Monday-Friday afternoon peak period					Monday-Friday early evening				Monday-Friday late evening													
506 Main Street Stn-High Park	18.48	CLRV	39	3' 45"	146	0	7.6	CLRV	26	5' 45"	150	0	7.4	CLRV	32	4' 40"	150	0	7.4	CLRV	15	9' 00"	135	0	8.2	CLRV	11	11' 00"	121	0	9.2	515a	515a	113a	1256a		
206 Broadview-University	3.84	40'	5	8' 00"	40	0	5.8	40'	5	8' 00"	36	4	5.8	40'	5	8' 00"	40	0	5.8	40'	4	10' 00"	36	4	5.8	40'	2	15' 00"	30	0	7.7	515a	530a	100a	115a		
Saturday	03-Apr-04	Saturday early morning								Saturday morning					Saturday afternoon					Saturday early evening				Saturday late evening													
506 Main Street Stn-High Park	18.48	CLRV	19	7' 00"	133	0	8.3	CLRV	20	7' 00"	140	0	7.9	CLRV	25	6' 00"	150	0	7.4	CLRV	17	8' 30"	140	5	7.7	CLRV	11	11' 00"	111	10	9.2	515a	553a	124a	1256a		
206 Broadview-University	3.84	40'	3	10' 00"	30	0	7.7	40'	3	10' 00"	30	0	7.7	40'	5	8' 00"	36	4	5.8	40'	3	12' 00"	36	0	6.4	40'	2	15' 00"	30	0	7.7	515a	530a	100a	115a		
Sunday	28-Mar-04	Sunday early morning								Sunday morning					Sunday afternoon					Sunday early evening				Sunday late evening													
506 Main Street Stn-High Park	15.59	CLRV	12	10' 00"	120	0	7.8	CLRV	17	7' 20"	122	3	7.5	CLRV	19	7' 40"	146	0	6.4	CLRV	13	11' 00"	138	5	6.5	CLRV	10	11' 00"	109	1	8.5	515a	548a	125a	1259a		
206 Broadview-University	3.84	40'	2	15' 00"	30	0	7.7	40'	2	15' 00"	30	0	7.7	40'	4	10' 00"	36	4	5.8	40'	3	12' 00"	36	0	6.4	40'	2	15' 00"	30	0	7.7	515a	530a	100a	115a		
306 CARLTON	Bir/Qsy	Temporary bus replacement during track/water main work on Carlton/College.																																			
Overnight, 7 days a week	28-Mar-04	Monday-Friday overnight								Saturday overnight					Sunday overnight																						
306 Main Street Stn-Dundas West Stn	18.21	40'	4	30' 00"	102	18	9.1	40'	4	30' 00"	102	18	9.1	40'	4	30' 00"	102	18	9.1																		
126 CHRISTIE	WII																																				
Monday to Friday	13-May-02	Monday-Friday morning peak period								Monday-Friday midday					Monday-Friday afternoon peak period					Monday-Friday early evening				Monday-Friday late evening													
126 Christie Stn-St Clair West Stn	3.81	40'	2	15' 00"	30	0	7.6	40'	1	30' 00"	26	4	7.6	40'	2	15' 00"	30	0	7.6	40'	1	30' 00"	24	6	7.6	40'	1	30' 00"	24	6	7.6	600a	545a	100a	1245a		
Saturday	18-May-02	Saturday early morning								Saturday morning					Saturday afternoon					Saturday early evening				Saturday late evening													
126 Christie Stn-St Clair West Stn	3.81	40'	1	30' 00"	24	6	7.6	40'	1	30' 00"	26	4	7.6	40'	1	30' 00"	26	4	7.6	40'	1	30' 00"	24	6	7.6	40'	1	30' 00"	24	6	7.6	600a	545a	100a	1245a		
Sunday	31-Mar-02									Sunday morning					Sunday afternoon																						
126 Christie Stn-St Clair West Stn	3.81							40'	1	30' 00"	24	6	7.6	40'	1	30' 00"	24	6	7.6																		
20 CLIFFSIDE	Bir																																				
Monday to Friday	01-Sep-03	Monday-Friday morning peak period								Monday-Friday midday					Monday-Friday afternoon peak period					Monday-Friday early evening																	
20 Kennedy Stn-Main Street Stn	12.27	40'	5	13' 00"	65	0	11.3	40'	4	15' 00"	60	0	12.3	40'	4	16' 15"	65	0	11.3	40'	3	20' 00"	60	0	12.3												
Saturday	24-Feb-01	Saturday early morning								Saturday morning					Saturday afternoon					Saturday early evening																	
20 Kennedy Stn-Main Street Stn	12.27	40'	3	20' 00"	60	0	12.3	40'	4	16' 15"	65	0	11.3	40'	4	16' 15"	65	0	11.3	40'	1	60' 00"	60	0	12.3												
Sunday	31-Mar-02									Sunday morning					Sunday afternoon																						
20 Kennedy Stn-Main Street Stn	12.27							40'	3	20' 00"	55	5	12.3	40'	3	20' 00"	55	5	12.3																		



TORONTO TRANSIT COMMISSION

Total RT
dist and
date of
last
change

SERVICE SUMMARY

March 28 to May 8, 2004

Route			No. of Veh	Service interval	Run time (min)	Term time (min)	Avg spd (mph)		No. of Veh	Service interval	Run time (min)	Term time (min)	Avg spd (mph)		No. of Veh	Service interval	Run time (min)	Term time (min)	Avg spd (mph)		No. of Veh	Service interval	Run time (min)	Term time (min)	Avg spd (mph)		No. of Veh	Service interval	Run time (min)	Term time (min)	Avg spd (mph)	First dep NB or WB	First dep SB or EB	Last dep NB or WB	Last dep SB or EB				
87 COSBURN	Egl																																						
Monday to Friday	01-Sep-03	Monday-Friday morning peak period							Monday-Friday midday							Monday-Friday afternoon peak period							Monday-Friday early evening							Monday-Friday late evening									
87 Broadview Stn-Main Street Stn	9.03	OrionVII	5	11 ' 00 "	55	0	9.3		OrionVII	7	7 ' 00 "	49	0	11.1		OrionVII	7	7 ' 00 "	49	0	11.1		OrionVII	2	22 ' 30 "	41	4	12.0		549a	606a	130a	128a						
87A Broadview Stn-Main Street Stn via East York Acres	9.21								OrionVII	3	20 ' 00 "	54	6	9.2		OrionVII	3	16 ' 40 "	50	0	11.1												930a	920a	313p	316p			
87B Broadview Stn-Coxwell	5.30	OrionVII	3	11 ' 00 "	29	4	9.8																										624p	613p	914p	905p			
Combined/Average			8	5 ' 30 "					3	20 ' 00 "						7	7 ' 00 "						3	16 ' 40 "									535a	554a	904a	846a			
Saturday	22-Feb-03	Saturday early morning							Saturday morning							Saturday afternoon							Saturday early evening							Saturday late evening									
87 Broadview Stn-Main Street Stn	9.03	OrionVII	2	25 ' 00 "	50	0	11.1																																
87A Broadview Stn-Main Street Stn via East York Acres	9.21								OrionVII	2	25 ' 00 "	50	0	11.1	OrionVII	2	25 ' 00 "	50	0	11.1	OrionVII	2	25 ' 00 "	48	2	10.8													
Sunday	30-Mar-03	Sunday morning							Sunday afternoon							Sunday early evening							Sunday late evening																
87 Broadview Stn-Main Street Stn	9.03														OrionVII	1.5	30 ' 00 "	45	0	12.0		OrionVII	1.5	30 ' 00 "	45	0	12.0		830a	830a	130a	123a							
87A Broadview Stn-Main Street Stn via East York Acres	9.21								OrionVII	2	25 ' 00 "	50	0	11.1	OrionVII	2	25 ' 00 "	50	0	11.1																			
Overnight service west of Coxwell Avenue provided by 322 COXWELL																																							
22 COXWELL	Bir																																						
Monday to Friday	13-May-02	Monday-Friday morning peak period							Monday-Friday midday							Monday-Friday afternoon peak period							Monday-Friday early evening							Monday-Friday late evening									
22 Coxwell Stn-Queen	2.71	40'	3	8 ' 00 "	24	0	6.8		40'	3	8 ' 00 "	24	0	6.8	40'	3	8 ' 00 "	24	0	6.8		40'	4	10 ' 00 "	40	0	10.3		40'	3	12 ' 00 "	36	0	11.5					
22A Coxwell Stn-Victoria Park	6.88	See 502 DOWNTOWNER and 503 KINGSTON RD							See 502 DOWNTOWNER							See 502 DOWNTOWNER and 503 KINGSTON RD																							
Saturday	18-May-02	Saturday early morning							Saturday morning							Saturday afternoon							Saturday early evening							Saturday late evening									
22A Coxwell Stn-Victoria Park	6.88	40'	3	12 ' 00 "	36	0	11.5		40'	4	11 ' 00 "	44	0	9.4	40'	4	11 ' 00 "	44	0	9.4		40'	3	15 ' 00 "	44	1	9.2		40'	3	15 ' 00 "	36	9	9.2		547a	529a	148a	200a
Sunday	30-Mar-03	Sunday morning							Sunday afternoon							Sunday early evening							Sunday late evening																
22A Coxwell Stn-Victoria Park	6.88								40'	4	10 ' 00 "	40	0	10.3	40'	4	10 ' 00 "	40	0	10.3		40'	3	15 ' 00 "	40	5	9.2		40'	3	15 ' 00 "	36	9	9.2		840a	840a	148a	200a
322 COXWELL	Bir																																						
Overnight, 7 days a week	16-Feb-03	Monday-Friday overnight							Saturday overnight							Sunday overnight																							
322 Broadview Stn via Cosburn-Victoria Park Stn via Kingston Rd	14.05	40'	1.3	30 ' 00 "	39	0	21.6		40'	1.3	30 ' 00 "	39	0	21.6	40'	1.3	30 ' 00 "	39	0	21.6																			
Alternates trips with 324 VICTORIA PARK							Alternates trips with 324 VICTORIA PARK							Alternates trips with 324 VICTORIA PARK																									

**TORONTO TRANSIT COMMISSION**Total RT
dist and
date of
last
change**SERVICE SUMMARY**

March 28 to May 8, 2004

Route		Veh type	No. of Veh	Service interval	Run time (min)	Term time (min)	Avg spd (mph)	Veh type	No. of Veh	Service interval	Run time (min)	Term time (min)	Avg spd (mph)	Veh type	No. of Veh	Service interval	Run time (min)	Term time (min)	Avg spd (mph)	Veh type	No. of Veh	Service interval	Run time (min)	Term time (min)	Avg spd (mph)	Veh type	No. of Veh	Service interval	Run time (min)	Term time (min)	Avg spd (mph)	First dep NB or WB	First dep SB or EB	Last dep NB or WB	Last dep SB or EB								
42 CUMMER &	Egl																																										
Monday to Friday	06-Jan-03	Monday-Friday morning peak period							Monday-Friday midday							Monday-Friday afternoon peak period							Monday-Friday early evening							Monday-Friday late evening													
42 Finch Stn-Victoria Park &	11.18	OrionVII	5	11 ' 15 "	50	6	11.9							OrionVII	4	13 ' 00 "	52	0	12.9													634a	651a	859a	831a								
42A Finch Stn-Middlefield &	19.61	OrionVII	4	22 ' 30 "	88	2	13.1							OrionVII	3.5	26 ' 00 "	91	0	12.9													332p	306p	621p	634p								
42B Finch Stn-Kennedy &	13.42	OrionVII	3	22 ' 30 "	62	6	11.9	OrionVII	4	15 ' 00 "	60	0	13.4	OrionVII	2.5	26 ' 00 "	65	0	12.4	OrionVII	6	10 ' 00 "	60	0	13.4	OrionVII	3	20 ' 00 "	56	4	13.4	530a	607a	1200a	1210a								
Combined/Average			12	5 ' 38 "				4	15 ' 00 "					10	6 ' 30 "					6	10 ' 00 "					3	20 ' 00 "																
Saturday	18-May-02	Saturday early morning							Saturday morning							Saturday afternoon							Saturday early evening							Saturday late evening													
42B Finch Stn-Kennedy &	13.42	OrionVII	3	20 ' 00 "	60	0	13.4	OrionVII	4	15 ' 00 "	60	0	13.4	OrionVII	4	15 ' 00 "	60	0	13.4	OrionVII	2	30 ' 00 "	56	4	13.4	OrionVII	2	30 ' 00 "	56	4	13.4	600a	625a	1200a	1230a								
Sunday	30-Mar-03	Sunday morning							Sunday afternoon							Sunday early evening							Sunday late evening																				
42B Finch Stn-Kennedy &	13.42							OrionVII	2	30 ' 00 "	60	0	13.4	OrionVII	3	20 ' 00 "	60	0	13.4	OrionVII	2	30 ' 00 "	56	4	13.4	OrionVII	2	30 ' 00 "	56	4	13.4	830a	900a	1200a	1230a								
113 DANFORTH	Bir																																										
Monday to Friday	01-Sep-03	Monday-Friday morning peak period							Monday-Friday midday							Monday-Friday afternoon peak period							Monday-Friday early evening							Monday-Friday late evening													
113 Main Street Stn-Kennedy Stn	9.34		40'	4	12 ' 45 "	51	0	11.0		40'	2	25 ' 00 "	50	0	11.2		40'	3	18 ' 20 "	55	0	10.2		40'	2	24 ' 00 "	48	0	11.7		40'	2	24 ' 00 "	48	0	11.7	537a	514a	140a	116a			
Saturday	06-Sep-97	Saturday early morning							Saturday morning							Saturday afternoon							Saturday early evening							Saturday late evening													
113 Main Street Stn-Kennedy Stn	9.34		40'	2	24 ' 00 "	48	0	11.7		40'	2	28 ' 00 "	56	0	10.0		40'	2	28 ' 00 "	56	0	10.0		40'	2	28 ' 00 "	56	0	10.0		40'	1.5	30 ' 00 "	45	0	12.5	551a	527a	137a	115a			
Sunday	12-May-02	Sunday early morning							Sunday morning							Sunday afternoon							Sunday early evening							Sunday late evening													
113 Main Street Stn-Kennedy Stn	9.34		40'	2	24 ' 00 "	48	0	11.7		40'	2	24 ' 00 "	48	0	11.7		40'	2	24 ' 00 "	48	0	11.7		40'	1.5	30 ' 00 "	45	0	12.5		40'	1.5	30 ' 00 "	45	0	12.5	812a	742a	138a	115a			
Overnight service on Danforth Avenue provided by 300 BLOOR-DANFORTH and overnight service on Danforth Road provided by 302 DANFORTH RD-McCOWAN																																											
302 DANFORTH RD-McCOWAN	Bir																																										
Overnight, 7 days a week	03-Sep-02	Monday-Friday overnight							Saturday overnight							Sunday overnight																											
302 Danforth Ave-Steeles	20.60		40'	2	30 ' 00 "	60	0	20.6		40'	2	30 ' 00 "	60	0	20.6		40'	2	30 ' 00 "	60	0	20.6																					
127 DAVENPORT	Egl																																										
Monday to Friday	17-Feb-03	Monday-Friday morning peak period							Monday-Friday midday							Monday-Friday afternoon peak period							Monday-Friday early evening																				
127 Spadina Stn-St Clair & Old Weston Rd	7.55		40'	2	25 ' 00 "	48	2	9.1		40'	2	22 ' 00 "	44	0	10.3		40'	2	25 ' 00 "	48	2	9.1		40'	2	20 ' 00 "	40	0	11.3														
Saturday	11-Jan-03	Saturday early morning							Saturday morning							Saturday afternoon																											
127 Spadina Stn-St Clair & Old Weston Rd	7.55		40'	2	20 ' 00 "	40	0	11.3		40'	2	20 ' 00 "	40	0	11.3		40'	2	22 ' 00 "	44	0	10.3																					
28 DAVISVILLE &		See 11 BAYVIEW																																									
28 Davisville Stn-Bayview &																																											



TORONTO TRANSIT COMMISSION

Total RT
dist and
date of
last
change

SERVICE SUMMARY

March 28 to May 8, 2004

Route			No. of Veh	Service interval	Run time (min)	Term time (min)	Avg spd (mph)		No. of Veh	Service interval	Run time (min)	Term time (min)	Avg spd (mph)		No. of Veh	Service interval	Run time (min)	Term time (min)	Avg spd (mph)		No. of Veh	Service interval	Run time (min)	Term time (min)	Avg spd (mph)		No. of Veh	Service interval	Run time (min)	Term time (min)	Avg spd (mph)	First dep NB or WB	First dep SB or EB	Last dep NB or WB	Last dep SB or EB	
23 DAWES	Bir																																			
Monday to Friday	24-Nov-03	Monday-Friday morning peak period							Monday-Friday midday							Monday-Friday afternoon peak period							Monday-Friday early evening							Monday-Friday late evening						
23 Main Street Stn-St Clair	4.69	40'	6	5 ' 00 "	30	0	9.4	40'	3	10 ' 00 "	30	0	9.4	40'	4	7 ' 30 "	30	0	9.4	40'	2	15 ' 00 "	30	0	9.4	40'	1	30 ' 00 "	30	0	9.4	528a	515a	145a	130a	
Saturday	07-Apr-01	Saturday early morning							Saturday morning							Saturday afternoon							Saturday early evening							Saturday late evening						
23 Main Street Stn-St Clair	4.69	40'	2	13 ' 00 "	26	0	10.8	40'	2	15 ' 00 "	30	0	9.4	40'	2	15 ' 00 "	30	0	9.4	40'	2	15 ' 00 "	30	0	9.4	40'	1	30 ' 00 "	30	0	9.4	537a	550a	115a	100a	
Sunday	23-Nov-03	Sunday morning							Sunday afternoon							Sunday early evening							Sunday late evening													
23 Main Street Stn-St Clair	4.69		1	24 ' 00 "	24	0	11.7		1.5	20 ' 00 "	30	0	9.4		1	30 ' 00 "	30	0	9.4		1	30 ' 00 "	30	0	9.4		1	30 ' 00 "	30	0	9.4	840a	852a	1245a	1230a	
		Alternates trips with 64 MAIN																																		
25 DON MILLS	Bir	Service outside Toronto north of Steeles Avenue is provided under contract to York Region																																		
Monday to Friday	01-Sep-03	Monday-Friday morning peak period							Monday-Friday midday							Monday-Friday afternoon peak period							Monday-Friday early evening							Monday-Friday late evening						
25 Pape Stn-Steeles	20.32	40'	31	3 ' 30 "	109	0	11.2	40'	15	7 ' 00 "	105	0	11.6	40'	27	4 ' 00 "	108	0	11.3	40'	15	6 ' 30 "	94	4	12.5	40'	7	12 ' 00 "	84	0	14.5	440a	520a	149a	110a	
25D Pape Stn-16th Ave	30.09	40'	3	14 ' 00 "	147	4	12.0	40'	1	28 ' 00 "	133	0	13.6	40'	3	16 ' 00 "	156	0	11.6	40'	1	32 ' 30 "	126	4	13.9											
Combined/Average			34	3 ' 30 "					16	7 ' 00 "					30	4 ' 00 "					16	6 ' 30 "					7	12 ' 00 "								
		Every 4th 25 operates as a 25D																																		
Saturday	17-May-03	Saturday early morning							Saturday morning							Saturday afternoon							Saturday early evening							Saturday late evening						
25 Pape Stn-Steeles	20.32	40'	9	10 ' 00 "	90	0	13.5	40'	14	7 ' 30 "	100	5	11.6	40'	14	7 ' 30 "	100	5	11.6	40'	9	10 ' 00 "	84	6	13.5	40'	6	15 ' 00 "	80	10	13.5	440a	520a	149a	110a	
Sunday	11-May-03	Sunday early morning							Sunday morning							Sunday afternoon							Sunday early evening							Sunday late evening						
25 Pape Stn-Steeles	20.32	40'	3	30 ' 00 "	90	0	13.5	40'	13	8 ' 00 "	98	6	11.7	40'	13	8 ' 00 "	98	6	11.7	40'	8	10 ' 00 "	80	0	15.2	40'	6	15 ' 00 "	80	10	13.5	440a	520a	149a	110a	
303 DON MILLS	Bir																																			
Overnight, 7 days a week	24-Nov-02	Monday-Friday overnight							Saturday overnight							Sunday overnight																				
303 Steeles-Queen via Broadview	29.23	40'	3	30 ' 00 "	90	0	19.5	40'	3	30 ' 00 "	90	0	19.5	40'	3	30 ' 00 "	90	0	19.5																	
108 DOWNSVIEW &	Arw																																			
Monday to Friday	24-Nov-03	Monday-Friday morning peak period							Monday-Friday midday							Monday-Friday afternoon peak period							Monday-Friday early evening							Monday-Friday late evening						
108 Downsview Stn-Jane &	10.40	Lift	3.5	14 ' 30 "	50	1	12.3	Lift	4	12 ' 00 "	43	5	13.0	Lift	2.5	20 ' 00 "	48	2	12.5	Lift	3	15 ' 00 "	43	2	13.9	Lift	3	15 ' 00 "	43	2	13.9	612a	505a	1245a	1244a	
108A Downsview Stn-Jane via Grandravine &	9.73	Lift	3.5	14 ' 30 "	50	1	11.5							Lift	2.5	20 ' 00 "	48	2	11.7																	
Combined/Average			7	7 ' 15 "					4	12 ' 00 "					5	10 ' 00 "					3	15 ' 00 "					3	15 ' 00 "								
		108A buses operate EB as 108A and operate WB as 108																																		
Saturday	06-Sep-03	Saturday early morning							Saturday morning							Saturday afternoon							Saturday early evening							Saturday late evening						
108 Downsview Stn-Jane &	10.40	Lift	2	20 ' 00 "	40	0	15.6	Lift	3	15 ' 00 "	43	2	13.9	Lift	4	11 ' 00 "	44	0	14.2	Lift	2	22 ' 00 "	40	4	14.2	Lift	2	22 ' 00 "	40	4	14.2	545a	615a	1245a	1243a	
Sunday	31-Aug-03	Sunday morning							Sunday afternoon							Sunday early evening																				
108 Downsview Stn-Jane &	10.40		2	22 ' 00 "	40	4	14.2		3	15 ' 00 "	40	5	13.9		2	22 ' 00 "	40	4	14.2																	
142 DOWNTOWN/ AVENUE RD EXPRESS	WII																																			
Monday to Friday	06-Jan-03	Monday-Friday morning peak period							Monday-Friday afternoon peak period																											
142 Downtown-Highway 401	15.17	40'	4	22 ' 30 "	90	0	10.1		4	20 ' 00 "	80	0	11.4															705a	630a	820a	900a					
		350p 432p 630p 552p																																		



TORONTO TRANSIT COMMISSION

Total RT
dist and
date of
last
change

SERVICE SUMMARY

March 28 to May 8, 2004

Route	No. of Veh	Service interval	Run time (min)	Term time (min)	Avg spd (mph)	Veh type	No. of Veh	Service interval	Run time (min)	Term time (min)	Avg spd (mph)	Veh type	No. of Veh	Service interval	Run time (min)	Term time (min)	Avg spd (mph)	Veh type	No. of Veh	Service interval	Run time (min)	Term time (min)	Avg spd (mph)	Veh type	No. of Veh	Service interval	Run time (min)	Term time (min)	Avg spd (mph)	First dep NB or WB	First dep SB or EB	Last dep NB or WB	Last dep SB or EB			
143 DOWNTOWN/ BEACH EXPRESS																																				
Monday to Friday	06-Jan-03	Monday-Friday morning peak period						Monday-Friday afternoon peak period																												
143 Downtown-Neville Park	12.66	40'	3	Six WB trips			40'	2	Five EB trips																				705a	410p	825a	610p				
144 DOWNTOWN/ DON VALLEY EXPRESS																																				
Monday to Friday	06-Jan-03	Monday-Friday morning peak period						Monday-Friday afternoon peak period																												
144 Downtown-Wynford and Underhill	24.70						40'	3	30 ' 00 "	90	0	16.5																	410p		640p					
144A Underhill-Downtown	25.49	40'	4	Four SB trips																										650a		802a				
144B Wynford-Downtown	20.00	40'	4	Seven SB trips																									645a		815a					
Combined/Average			8				3	30 ' 00 "																												
141 DOWNTOWN/ MT PLEASANT EXPRESS																																				
Monday to Friday	03-Sep-02	Monday-Friday morning peak period						Monday-Friday afternoon peak period																												
141 Downtown-Eglinton	12.50	40'	3	Four SB trips			40'	2	Two NB trips																				444p	710a	514p	835a				
502 DOWNTOWNER and 503 KINGSTON RD																																				
Monday to Friday	01-Sep-03	Monday-Friday morning peak period						Monday-Friday midday						Monday-Friday afternoon peak period																						
502 Victoria Park-McCaul	12.93	CLRV	7	12 ' 00 "	84	0	9.2	CLRV	4	20 ' 00 "	80	0	9.7	CLRV	6	15 ' 00 "	84	6	8.6											521a	603a	545p	630p			
503 Victoria Park-York	11.43	CLRV	6	12 ' 00 "	72	0	9.5							CLRV	5	15 ' 00 "	72	3	9.1										639a	715a	839a	803a				
Combined/Average			13	6 ' 00 "				4	20 ' 00 "					11	7 ' 30 "														437p	358p	537p	613p				
Evening and weekend service on Kingston Road provided by 22 COXWELL																																				
Overnight service on Kingston Road provided by 322 COXWELL																																				
125 DREWRY																																				
Monday to Friday	01-Apr-02	Monday-Friday morning peak period						Monday-Friday midday						Monday-Friday afternoon peak period						Monday-Friday early evening						Monday-Friday late evening										
125 Finch Stn-Bathurst (Torresdale)	4.92	40'	3	10 ' 00 "	30	0	9.8	40'	1	30 ' 00 "	28	2	9.8	40'	2	15 ' 00 "	30	0	9.8	40'	2	15 ' 00 "	25	5	9.8	40'	1	30 ' 00 "	25	5	9.8	600a	542a	1200a	1142p	
Saturday	06-Apr-02	Saturday early morning						Saturday morning						Saturday afternoon																						
125 Finch Stn-Bathurst (Torresdale)	4.92	40'	1	30 ' 00 "	25	5	9.8	40'	1	30 ' 00 "	28	2	9.8	40'	1	30 ' 00 "	28	2	9.8											630a	612a	700p	644p			
Sunday	31-Aug-97	Sunday morning						Sunday afternoon																												
125 Finch Stn-Bathurst (Torresdale)	4.92							40'	1	30 ' 00 "	28	2	9.8	40'	1	30 ' 00 "	28	2	9.8											900a	844a	700p	644p			



TORONTO TRANSIT COMMISSION

Total RT dist and date of last change

SERVICE SUMMARY

March 28 to May 8, 2004

Table with columns for Route, Term, Avg spd, No. of Veh, Service interval, Run time, Term time, Avg spd, and various service details for routes 29, 329, 105, and 505.

**TORONTO TRANSIT COMMISSION**Total RT
dist and
date of
last
change**SERVICE SUMMARY**

March 28 to May 8, 2004

Route	Total RT dist and date of last change																					First dep NB or WB	First dep SB or EB	Last dep NB or WB	Last dep SB or EB																		
		Veh type	No. of Veh	Service interval	Run time (min)	Term time (min)	Avg spd (mph)	Veh type	No. of Veh	Service interval	Run time (min)	Term time (min)	Avg spd (mph)	Veh type	No. of Veh	Service interval	Run time (min)	Term time (min)	Avg spd (mph)	Veh type	No. of Veh					Service interval	Run time (min)	Term time (min)	Avg spd (mph)														
26 DUPONT	Osy																																										
Monday to Friday	01-Sep-03	Monday-Friday morning peak period					Monday-Friday midday					Monday-Friday afternoon peak period					Monday-Friday early evening					Monday-Friday late evening																					
26 St George Stn-Jane Stn	11.58	40'	5	15 ' 00 "	70	5	9.3	40'	4	20 ' 00 "	68	12	8.7	40'	5	15 ' 00 "	70	5	9.3	40'	3	20 ' 00 "	60	0	11.6	40'	2	30 ' 00 "	60	0	11.6	540a	510a	200a	130a								
Saturday	22-Feb-03	Saturday early morning					Saturday morning					Saturday afternoon					Saturday early evening					Saturday late evening																					
26 St George Stn-Jane Stn	11.58	40'	2	30 ' 00 "	60	0	11.6	40'	4	20 ' 00 "	72	8	8.7	40'	4	20 ' 00 "	72	8	8.7	40'	3	20 ' 00 "	60	0	11.6	40'	2	30 ' 00 "	60	0	11.6	540a	540a	200a	130a								
Sunday	16-Feb-03	Sunday early morning					Sunday morning					Sunday afternoon					Sunday early evening																										
26 St George Stn-Jane Stn	11.58	40'	2	30 ' 00 "	60	0	11.6	40'	3	20 ' 00 "	60	0	11.6	40'	3	20 ' 00 "	60	0	11.6	40'	3	20 ' 00 "	60	0	11.6						710a	740a	1000p	1000p									
111 EAST MALL	Osy																																										
Monday to Friday	14-Oct-03	Monday-Friday morning peak period					Monday-Friday midday					Monday-Friday afternoon peak period					Monday-Friday early evening					Monday-Friday late evening																					
111 Kipling Stn-Eglinton	11.15	40'	6	8 ' 30 "	46	5	13.1	40'	3	16 ' 40 "	46	4	13.4	40'	5	11 ' 00 "	49	6	12.2	40'	3	15 ' 00 "	45	0	14.9	40'	2	20 ' 00 "	36	4	16.7	550a	530a	120a	103a								
Saturday	22-Feb-03	Saturday early morning					Saturday morning					Saturday afternoon					Saturday early evening					Saturday late evening																					
111 Kipling Stn-Eglinton	11.15	40'	2	20 ' 00 "	40	0	16.7	40'	3	20 ' 00 "	47	13	11.2	40'	3.5	15 ' 00 "	52	0	12.9	40'	2	22 ' 00 "	39	5	15.2	40'	1.5	30 ' 00 "	36	9	14.9	551a	610a	1254a	1247a								
Sunday	11-May-03	Sunday morning					Sunday morning					Sunday afternoon					Sunday early evening					Sunday late evening																					
111 Kipling Stn-Eglinton	11.15						40'	3.5	15 ' 00 "	47	5	12.7	Alternates trips with 123 SHORNCLIFFE					40'	3.5	15 ' 00 "	47	5	12.7	Alternates trips with 123 SHORNCLIFFE					40'	1.5	30 ' 00 "	36	9	14.9	Alternates trips with 123 SHORNCLIFFE					820a	850a	1254a	1247a
404 EAST YORK COMMUNITY BUS &	WT																																										
Monday to Friday	2-Sep-97	Monday-Friday midday					Monday-Friday afternoon peak period					Monday-Friday afternoon peak period					Monday-Friday early evening					Monday-Friday late evening																					
404 East General Hospital- Shoppers World via Victoria Park Stn &							CB	1	60 ' 00 "	60	0						CB	1	60 ' 00 "	60	0						1000a	930a	500p	430p													
34 EGLINTON EAST	Egl																																										
Monday to Friday	16-Feb-04	Monday-Friday morning peak period					Monday-Friday midday					Monday-Friday afternoon peak period					Monday-Friday early evening					Monday-Friday late evening																					
34 Eglinton Stn-Kingston Rd	21.13	40'	14	8 ' 00 "	110	2	11.3						40'	12	10 ' 00 "	114	6	10.6											518a	500a	904a	829a											
34C Eglinton Stn-Kennedy Stn	14.67	40'	11	8 ' 00 "	84	4	10.0	40'	9	9 ' 00 "	81	0	10.9	40'	9	10 ' 00 "	86	4	9.8	40'	7	12 ' 00 "	80	4	10.5	40'	4	17 ' 30 "	70	0	12.6	642a	621a	215a	200a								
Combined/Average		25 4 ' 00 "					9 9 ' 00 "					21 5 ' 00 "					7 12 ' 00 "					4 17 ' 30 "																					
Saturday	21-Feb-04	Saturday early morning					Saturday morning					Saturday afternoon					Saturday early evening					Saturday late evening																					
34C Eglinton Stn-Kennedy Stn	14.67	40'	6	12 ' 00 "	72	0	12.2	40'	8	9 ' 30 "	76	0	11.6	40'	9	8 ' 27 "	76	0	11.6	40'	6	11 ' 00 "	66	0	13.3	40'	4	15 ' 00 "	60	0	14.7	501a	444a	220a	200a								
Sunday	15-Feb-04	Sunday early morning					Sunday morning					Sunday afternoon					Sunday early evening					Sunday late evening																					
34C Eglinton Stn-Kennedy Stn	14.67	40'	5	13 ' 00 "	65	0	13.5	40'	5	15 ' 00 "	72	3	11.7	40'	5	15 ' 00 "	72	3	11.7	40'	4	17 ' 00 "	66	2	12.9	40'	3	20 ' 00 "	60	0	14.7	702a	714a	220a	150a								
305 EGLINTON EAST	Egl																																										
Overnight, 7 days a week	15-Feb-03	Monday-Friday overnight					Saturday overnight					Sunday overnight																															
305 Eglinton Stn-Rouge Hill GO Stn	29.95	40'	3	30 ' 00 "	90	0	20.0	40'	3	30 ' 00 "	90	0	20.0	40'	3	30 ' 00 "	90	0	20.0																								



TORONTO TRANSIT COMMISSION

Total RT
dist and
date of
last
change

SERVICE SUMMARY

March 28 to May 8, 2004

Route		Veh type	No. of Veh	Service interval	Run time (min)	Term time (min)	Avg spd (mph)	Veh type	No. of Veh	Service interval	Run time (min)	Term time (min)	Avg spd (mph)	Veh type	No. of Veh	Service interval	Run time (min)	Term time (min)	Avg spd (mph)	Veh type	No. of Veh	Service interval	Run time (min)	Term time (min)	Avg spd (mph)	Veh type	No. of Veh	Service interval	Run time (min)	Term time (min)	Avg spd (mph)	First dep NB or WB	First dep SB or EB	Last dep NB or WB	Last dep SB or EB	
32 EGLINTON WEST	Osy/Wil	Service outside Toronto west of Skymark is provided under contract to the City of Mississauga																																		
Monday to Friday	16-Feb-04	Monday-Friday morning peak period							Monday-Friday midday							Monday-Friday afternoon peak period							Monday-Friday early evening							Monday-Friday late evening						
32 Eglinton Stn-Renforth	20.50																			40'	4.5	20 ' 00 "	90	0	14.4							910p	1010p	120a	105a	
32 Eglinton Stn-Renforth and Skymark	21.53	40'	22	5 ' 30 "	120	1	10.7							40'	8	16 ' 30 "	118	14	9.8	40'	8	15 ' 00 "	110	10	13.0							442a	516a	855p	1000p	
32B Eglinton Stn-Airport Corporate Centre	25.94	40'	1	16 ' 30 "	138	0	11.3	40'	9	14 ' 00 "	122	4	12.4	40'	9	16 ' 30 "	137	12	10.5													556a	653a	602p	710p	
32C Eglinton Stn-Jane & Lawrence via Trethewey	12.54	40'	16	5 ' 30 "	85	3	8.7	40'	6	14 ' 00 "	84	0	9.0	40'	11	8 ' 15 "	89	1	8.3	40'	6	15 ' 00 "	90	0	8.4	40'	3.5	20 ' 00 "	70	0	10.7	548a	536a	110a	130a	
32D Eglinton Stn West-Jane & Emmett	8.21	40'	5	11 ' 00 "	43	12	8.6	40'	2	28 ' 00 "	48	8	8.8	40'	7	8 ' 15 "	47	10	8.5													650a	620a	751p	726p	
Combined/Average			44	2 ' 12 "					17	5 ' 36 "					35	2 ' 45 "					14	7 ' 30 "						8	10 ' 00 "							
		Every 3rd 32 operates as a 32B																																		
Saturday	21-Feb-04	Saturday early morning							Saturday morning							Saturday afternoon							Saturday early evening							Saturday late evening						
32 Eglinton Stn-Renforth	20.50													40'	4	24 ' 00 "	94	2	13.5	40'	4	24 ' 00 "	90	6	13.5							618p	731p	108a	111a	
32 Eglinton Stn-Renforth and Skymark	21.53	40'	7	15 ' 00 "	95	10	12.3	40'	10	14 ' 00 "	125	15	9.2	40'	10	14 ' 00 "	125	15	9.2													442a	627a	604p	707p	
32C Eglinton Stn-Jane & Lawrence via Trethewey	12.54	40'	5	15 ' 00 "	75	0	10.0	40'	7	14 ' 00 "	96	2	7.7	40'	7	14 ' 00 "	96	2	7.7	40'	3	24 ' 00 "	72	0	10.5	40'	3	24 ' 00 "	70	2	10.5	552a	530a	120a	132a	
Combined/Average			12	7 ' 30 "					17	7 ' 00 "					17	7 ' 00 "					7	12 ' 00 "						7	12 ' 00 "							
Sunday	15-Feb-04	Sunday early morning							Sunday morning							Sunday afternoon							Sunday early evening							Sunday late evening						
32 Eglinton Stn-Renforth	20.50	40'	9	10 ' 00 "	90	0	13.7	40'	5	20 ' 00 "	100	0	12.3	40'	5.5	18 ' 00 "	99	0	12.4	40'	4	24 ' 00 "	96	0	12.8	40'	3.5	30 ' 00 "	90	15	11.7	442a	525a	157a	1257a	
32C Eglinton Stn-Jane & Lawrence via Trethewey	12.54							40'	4	20 ' 00 "	80	0	9.4	40'	4.5	18 ' 00 "	81	0	9.3	40'	3	24 ' 00 "	72	0	10.5	40'	2.5	30 ' 00 "	70	5	10.0	700a	740a	115a	122a	
Combined/Average			9	10 ' 00 "					9	10 ' 00 "					10	9 ' 00 "					7	12 ' 00 "						6	15 ' 00 "							
307 EGLINTON WEST	Osy/Wil	Service outside Toronto west of Skymark is provided under contract to the City of Mississauga																																		
Overnight, 7 days a week	15-Feb-04	Monday-Friday overnight							Saturday overnight							Sunday overnight																				
307 Eglinton Stn-Air Terminals 2 & 3	24.20	40'	3	30 ' 00 "	90	0	16.1	40'	3	30 ' 00 "	90	0	16.1	40'	3	30 ' 00 "	90	0	16.1																	
15 EVANS	Osy	Service outside Toronto west of Skymark is provided under contract to the City of Mississauga																																		
Monday to Friday	01-Sep-03	Monday-Friday morning peak period							Monday-Friday midday							Monday-Friday afternoon peak period							Monday-Friday early evening							Monday-Friday late evening						
15 Royal York Stn-Sherway	10.25	40'	4	12 ' 30 "	50	0	12.3	40'	3	15 ' 00 "	45	0	13.7	40'	4	12 ' 30 "	50	0	12.3	40'	1.5	30 ' 00 "	40	5	13.7	40'	2	20 ' 00 "	40	0	15.4	615a	545a	100a	1230a	
		Alternates trips with 48 RATHBURN																																		
Saturday	22-Feb-03	Saturday early morning							Saturday morning							Saturday afternoon							Saturday early evening							Saturday late evening						
15 Royal York Stn-Sherway	10.25	40'	1.5	30 ' 00 "	45	0	13.7	40'	1.5	30 ' 00 "	45	0	13.7	40'	1.5	30 ' 00 "	45	0	13.7	40'	1.5	30 ' 00 "	40	5	13.7							600a	600a	1000p	950p	
		Alternates trips with 48 RATHBURN																																		
Sunday	16-Feb-03	Sunday morning							Sunday afternoon							Sunday early evening							Sunday late evening													
15 Royal York Stn-Sherway	10.25							40'	1.5	30 ' 00 "	40	5	13.7	40'	1.5	30 ' 00 "	40	5	13.7													907a	900a	707p	700p	
		Alternates trips with 48 RATHBURN																																		
193 EXHIBITION ROCKET	Wil	Bus service provided only during special events																																		
193 Dundas West Stn-Exhibition																																				



TORONTO TRANSIT COMMISSION

Total RT
dist and
date of
last
change

SERVICE SUMMARY

March 28 to May 8, 2004

Route	Total RT dist and date of last change	Veh type	No. of Veh	Service interval	Run time (min)	Term time (min)	Avg spd (mph)	Veh type	No. of Veh	Service interval	Run time (min)	Term time (min)	Avg spd (mph)	Veh type	No. of Veh	Service interval	Run time (min)	Term time (min)	Avg spd (mph)	Veh type	No. of Veh	Service interval	Run time (min)	Term time (min)	Avg spd (mph)	Veh type	No. of Veh	Service interval	Run time (min)	Term time (min)	Avg spd (mph)	First dep NB or WB	First dep SB or EB	Last dep NB or WB	Last dep SB or EB			
104 FAYWOOD	WII																																					
Monday to Friday	16-Feb-98	Monday-Friday morning peak period							Monday-Friday midday							Monday-Friday afternoon peak period							Monday-Friday early evening							Monday-Friday late evening								
104 Wilson Stn-Finch	6.55	40'	3	12 ' 00 "	36	0	10.9	40'	2	15 ' 00 "	30	0	13.1	40'	3	12 ' 00 "	36	0	10.9	40'	2	15 ' 00 "	30	0	13.1	40'	1	30 ' 00 "	30	0	13.1	548a	603a	100a	115a			
Saturday	06-Apr-02	Saturday early morning							Saturday morning							Saturday afternoon							Saturday early evening							Saturday late evening								
104 Wilson Stn-Finch	6.55	40'	2	15 ' 00 "	30	0	13.1	40'	2	15 ' 00 "	30	0	13.1	40'	2	15 ' 00 "	30	0	13.1	40'	2	15 ' 00 "	30	0	13.1	40'	1	30 ' 00 "	30	0	13.1	615a	630a	1200a	1215a			
Sunday	17-Feb-02	Sunday early morning							Sunday morning							Sunday afternoon							Sunday early evening															
104 Wilson Stn-Finch	6.55	40'	1	30 ' 00 "	30	0	13.1	40'	1	30 ' 00 "	30	0	13.1	40'	1	30 ' 00 "	30	0	13.1	40'	1	30 ' 00 "	30	0	13.1													
39 FINCH EAST	Mal																																					
Monday to Friday	01-Sep-03	Monday-Friday morning peak period							Monday-Friday midday							Monday-Friday afternoon peak period							Monday-Friday early evening							Monday-Friday late evening								
39/39F Finch Stn-Seneca College	7.08	Lift	6	5 ' 40 "	30	4	12.5																															
39A Finch Stn-McCowan	16.56	Lift	15	5 ' 40 "	85	0	11.7							Lift	12	7 ' 00 "	84	0	11.8																			
39B Finch Stn-Birchmount	11.77													Lift	9	7 ' 00 "	58	5	11.2																			
39C Finch Stn-McCowan Express	16.56	Lift	10	7 ' 00 "	69	2	14.2							Lift	6	12 ' 00 "	69	3	13.8																			
39D Finch Stn-Neilson	20.25													Lift	24	3 ' 40 "	88	0	13.8									Lift	20	4 ' 00 "	76	4	15.2					
39E Finch Stn-Neilson Express	20.25	Lift	12	7 ' 00 "	84	0	14.5							Lift	7	12 ' 00 "	84	0	14.5								Lift	9	8 ' 00 "	72	0	16.9						
Combined/Average			43	1 ' 34 "							24	3 ' 40 "			34	2 ' 13 "												20	4 ' 00 "			9	8 ' 00 "					
		39/39F buses operate WB as 39 (local) and operate EB as 39F (express)																																				
Saturday	22-Feb-03	Saturday early morning							Saturday morning							Saturday afternoon							Saturday early evening							Saturday late evening								
39A Finch Stn-McCowan	16.56	Lift	5	15 ' 00 "	75	0	13.2							Lift	15	6 ' 00 "	90	0	13.5								Lift	15	6 ' 00 "	90	0	13.5						
39D Finch Stn-Neilson	20.25	Lift	6	15 ' 00 "	90	0	13.5							Lift	17	5 ' 30 "	90	4	13.0								Lift	15	6 ' 00 "	90	0	13.5						
Combined/Average			11	7 ' 30 "							15	6 ' 00 "			17	5 ' 30 "												15	6 ' 00 "			8	9 ' 00 "					
Sunday	16-Feb-03	Sunday early morning							Sunday morning							Sunday afternoon							Sunday early evening							Sunday late evening								
39A Finch Stn-McCowan	16.56	Lift	5	15 ' 00 "	75	0	13.2							Lift	6	13 ' 00 "	74	4	12.7								Lift	4.5	15 ' 30 "	69	0	14.2						
39D Finch Stn-Neilson	20.25	Lift	6	15 ' 00 "	90	0	13.5							Lift	7	13 ' 00 "	90	1	13.4								Lift	5.5	15 ' 30 "	85	0	14.3						
Combined/Average			11	7 ' 30 "							13	6 ' 30 "			13	6 ' 30 "												10	7 ' 45 "			7	10 ' 00 "					
308 FINCH EAST	Mal/Arw																																					
Overnight, 7 days a week	16-Feb-03	Monday-Friday overnight							Saturday overnight							Sunday overnight																						
308 Finch Stn-Markham Rd	20.29	Lift	2	30 ' 00 "	64	0	19.0							Lift	2	30 ' 00 "	64	0	19.0								Lift	2	30 ' 00 "	64	0	19.0						
		Alternates trips with 309 FINCH WEST							Alternates trips with 309 FINCH WEST							Alternates trips with 309 FINCH WEST																						
139 FINCH EAST	Mal																																					
Monday to Friday	01-Sep-03	Monday-Friday morning peak period							Monday-Friday afternoon peak period																													
139C Don Mills Stn-McCowan & Finch	12.61	40'	5	12 ' 00 "	56	4	12.6																															
139E Don Mills Stn-Neilson & Finch	16.46	40'	6	12 ' 00 "	70	2	13.7							40'	7	10 ' 00 "	70	0	14.1																			
Combined/Average			11	6 ' 00 "											7	10 ' 00 "																						



TORONTO TRANSIT COMMISSION

Total RT dist and date of last change

SERVICE SUMMARY

March 28 to May 8, 2004

Table with columns for Route, Term time, Avg spd, No. of Veh, Service interval, Run time, and various service periods (Monday-Friday morning peak, midday, afternoon peak, early evening, late evening) for routes 36 FINCH WEST, 309 FINCH WEST, 100 FLEMINGDON PARK, and 33 FOREST HILL.



TORONTO TRANSIT COMMISSION

Total RT
dist and
date of
last
change

SERVICE SUMMARY

March 28 to May 8, 2004

Route		Veh type	No. of Veh	Service interval	Run time (min)	Term time (min)	Avg spd (mph)	Veh type	No. of Veh	Service interval	Run time (min)	Term time (min)	Avg spd (mph)	Veh type	No. of Veh	Service interval	Run time (min)	Term time (min)	Avg spd (mph)	Veh type	No. of Veh	Service interval	Run time (min)	Term time (min)	Avg spd (mph)	Veh type	No. of Veh	Service interval	Run time (min)	Term time (min)	Avg spd (mph)	First dep NB or WB	First dep SB or EB	Last dep NB or WB	Last dep SB or EB		
135 GERRARD	Bir																																				
Monday to Friday	06-Jan-03	Monday-Friday morning peak period							Monday-Friday midday							Monday-Friday afternoon peak period							Monday-Friday early evening							Monday-Friday late evening							
135 Warden Stn-Main Street Stn	6.72	40'	2	18' 00"	36	0	11.2	40'	2	18' 00"	36	0	11.2	40'	2	18' 00"	36	0	11.2	40'	1	30' 00"	30	0	13.4	40'	0.9	30' 00"	26	0	15.5	547a	530a	132a	145a		
Saturday	6-Sep-97	Saturday early morning							Saturday morning							Saturday afternoon							Alternates trips with 70 O'CONNOR														
135 Warden Stn-Main Street Stn	6.72	40'	1	30' 00"	30	0	13.4	40'	1	30' 00"	30	0	13.4	40'	1	35' 00"	35	0	11.5																		
14 GLENCAIRN	Wii																																				
Monday to Friday	15-Oct-02	Monday-Friday morning peak period							Monday-Friday midday							Monday-Friday afternoon peak period							Monday-Friday early evening														
14 Davisville Stn-Caledonia	8.34	40'	3	20' 00"	48	12	8.3	40'	1	45' 00"	45	0	11.1	40'	3	20' 00"	48	12	8.3	40'	1	40' 00"	40	0	12.5												
122 GRAYDON HALL	Egl																																				
Monday to Friday	01-Sep-03	Monday-Friday morning peak period							Monday-Friday midday							Monday-Friday afternoon peak period																					
122 York Mills Stn-Fenelon Dr via Lesmill	9.37	40'	4	13' 00"	50	2	10.8	40'	2	20' 00"	40	0	14.1	40'	4	15' 00"	54	6	9.4																		
31 GREENWOOD	Bir																																				
Monday to Friday	31-Mar-03	Monday-Friday morning peak period							Monday-Friday midday							Monday-Friday afternoon peak period							Monday-Friday early evening							Monday-Friday late evening							
31 Greenwood Stn-Queen	2.92	40'	3	8' 00"	24	0	7.3	40'	2	12' 00"	24	0	7.3	40'	3	8' 00"	24	0	7.3	40'	2	10' 00"	20	0	8.8												
31B Greenwood Stn-Eastern	4.15	3 8' 00"							2 12' 00"							4 Trips 3 8' 00"							2 10' 00"							40' 1 25' 00" 25 0 10.0 540a 520a 105a 1248a 1 25' 00"							
		31B operates until 730a, 31 operates after 730a																																			
Saturday	05-Apr-03	Saturday early morning							Saturday morning							Saturday afternoon							Saturday early evening							Saturday late evening							
31 Greenwood Stn-Queen	2.92	40'	1	25' 00"	25	0	7.0	40'	1	20' 00"	20	0	8.8	40'	1	20' 00"	20	0	8.8	40'	1	20' 00"	20	0	8.8	40'	1	20' 00"	20	0	8.8	750a	740a	910p	900p		
31B Greenwood Stn-Eastern	4.15	40'	1	25' 00"	25	0	7.0							40'	1	25' 00"	25	0	10.0							40'	1	25' 00"	25	0	10.0	607a	555a	108a	1252a		
Sunday	16-Feb-03	Sunday early morning							Sunday morning							Sunday afternoon							Sunday early evening							Sunday late evening							
31 Greenwood Stn-Queen	2.92	40'	1	20' 00"	20	0	8.8	40'	1	20' 00"	20	0	8.8	40'	1	20' 00"	20	0	8.8	40'	1	20' 00"	20	0	8.8	40'	1	20' 00"	20	0	8.8	850a	840a	910p	900p		
31B Greenwood Stn-Eastern	4.15	40'	1	20' 00"	20	0	8.8							40'	1	25' 00"	25	0	10.0							40'	1	25' 00"	25	0	10.0	935p	923p	108a	1252a		
509 HARBOURFRONT	Ron																																				
Monday to Friday	01-Sep-03	Monday-Friday morning peak period							Monday-Friday midday							Monday-Friday afternoon peak period							Monday-Friday early evening							Monday-Friday late evening							
509 Union Stn-Lake Shore & Bathurst	4.00	CLR	3	10' 00"	25	5	8.0	CLR	2	20' 00"	30	10	8.3	CLR	3	13' 00"	32	7	8.5	CLR	2	20' 00"	30	10	8.3												
509 Union Stn-Exhibition	5.50							CLR	4	10' 00"	30	10	8.3	CLR	4	10' 00"	30	10	8.3	CLR	2	20' 00"	30	10	8.3												
Saturday	03-Apr-04	Saturday early morning							Saturday morning							Saturday afternoon							Saturday early evening														
509 Union Stn-Lake Shore & Bathurst	4.00	CLR	1	24' 00"	24	0	10.0	CLR	4	10' 00"	30	10	8.3	CLR	4	10' 00"	30	10	8.3	CLR	2	20' 00"	30	10	8.3												
509 Union Stn-Exhibition	5.50							CLR	4	10' 00"	30	10	8.3	CLR	4	10' 00"	30	10	8.3	CLR	2	20' 00"	30	10	8.3												
38 HIGHLAND CREEK	Mal																																				
Monday to Friday	29-Mar-04	Monday-Friday morning peak period							Monday-Friday midday							Monday-Friday afternoon peak period							Monday-Friday early evening							Monday-Friday late evening							
38 Scarboro Centre-Rouge Hill GO	15.18	40'	5	13' 00"	65	0	14.0	40'	4	15' 00"	60	0	15.2	40'	5	14' 00"	70	0	13.0	40'	4	15' 00"	60	0	15.2	40'	2.5	20' 00"	50	0	18.2	502a	530a	155a	130a		
Saturday	03-Apr-04	Saturday early morning							Saturday morning							Saturday afternoon							Saturday early evening							Saturday late evening							
38 Scarboro Centre-Rouge Hill GO	15.18	40'	4	15' 00"	60	0	15.2	40'	4	15' 00"	60	0	15.2	40'	4	15' 00"	60	0	15.2	40'	4	15' 00"	60	0	15.2	40'	2.5	20' 00"	50	0	18.2	551a	521a	1255a	110a		



TORONTO TRANSIT COMMISSION

Total RT
dist and
date of
last
change

SERVICE SUMMARY

March 28 to May 8, 2004

Route	Arw/Osy	Veh type	No. of Veh	Service interval	Run time (min)	Term time (min)	Avg spd (mph)	Veh type	No. of Veh	Service interval	Run time (min)	Term time (min)	Avg spd (mph)	Veh type	No. of Veh	Service interval	Run time (min)	Term time (min)	Avg spd (mph)	Veh type	No. of Veh	Service interval	Run time (min)	Term time (min)	Avg spd (mph)	Veh type	No. of Veh	Service interval	Run time (min)	Term time (min)	Avg spd (mph)	First dep NB or WB	First dep SB or EB	Last dep NB or WB	Last dep SB or EB			
110 ISLINGTON SOUTH	Arw/Osy																																					
Monday to Friday	01-Sep-03		Monday-Friday morning peak period					Monday-Friday midday					Monday-Friday afternoon peak period					Monday-Friday early evening					Monday-Friday late evening															
110 Islington Stn-Lake Shore	7.18	40'	4	11' 00"	38	6	9.8	40'	2	18' 00"	33	3	12.0	40'	4	11' 00"	40	4	9.8	40'	1.5	22' 00"	33	0	13.1	40'	1	30' 00"	30	0	14.4	531a	545a	245a	230a			
110A Islington Stn-Long Branch via Horner and Browns Line	11.94	40'	2.5	22' 00"	53	2	13.0	40'	3	18' 00"	53	1	13.3	40'	3	22' 00"	56	10	10.9	40'	2.5	22' 00"	54	1	13.0	40'	2	30' 00"	50	10	11.9	518a	555a	120a	115a			
110B Islington Stn-Long Branch Stn via Horner and 30th Street	10.81	40'	2.5	22' 00"	53	2	11.8							40'	3	22' 00"	56	10	9.8																			
Combined/Average			9	5' 30"					5	9' 00"				10	5' 30"					4	11' 00"						3	15' 00"										
Saturday	29-Nov-03		Saturday early morning					Saturday morning					Saturday afternoon					Saturday early evening					Saturday late evening															
110 Islington Stn-Lake Shore	7.18	40'	1.5	22' 00"	33	0	13.1	40'	1.5	22' 00"	33	0	13.1	40'	1.5	22' 00"	33	0	13.1	40'	1	30' 00"	30	0	14.4	40'	1	30' 00"	30	0	14.4	540a	601a	245a	230a			
110A Islington Stn-Long Branch via Horner and Browns Line	11.94	40'	2.5	22' 00"	54	1	13.0	40'	2.5	22' 00"	54	1	13.0	40'	2.5	22' 00"	54	1	13.0	40'	2.5	22' 00"	54	1	13.0													
Combined/Average			4	11' 00"					4	11' 00"				4	11' 00"					1	30' 00"						1	30' 00"										
Sunday	16-Feb-03		Sunday early morning					Sunday morning					Sunday afternoon					Sunday early evening					Sunday late evening															
110 Islington Stn-Lake Shore	7.18	40'	2	15' 00"	30	0	14.4	40'	2	15' 00"	30	0	14.4	40'	2	15' 00"	30	0	14.4	40'	1	30' 00"	30	0	14.4	40'	1	30' 00"	30	0	14.4	830a	845a	245a	230a			
Overnight service on Islington Avenue provided by 311 ISLINGTON																																						
35 JANE	Arw		Service outside Toronto north of Steeles Avenue is provided under contract to York Region																																			
Monday to Friday	01-Sep-03		Monday-Friday morning peak period					Monday-Friday midday					Monday-Friday afternoon peak period					Monday-Friday early evening					Monday-Friday late evening															
35A Jane Stn-Steeles via Hullmar	19.43	40'	9	11' 00"	93	6	11.8							40'	5.8	17' 20"	99	1	11.7																			
35B Jane Stn-Pioneer Village and Steeles	18.50							40'	8	12' 00"	92	4	11.6	40'	5.8	17' 20"	97	3	11.1	40'	6	15' 00"	90	0	12.3													
35C Jane Stn-Steeles	18.37	40'	9	11' 00"	91	8	11.1	40'	4	24' 00"	92	4	11.5	40'	5.8	17' 20"	97	3	11.1	40'	3	30' 00"	90	0	12.2	40'	7	12' 00"	76	8	13.1	505a	425a	215a	129a			
35D Jane Stn-Langstaff Rd	24.58	40'	11	11' 00"	117	4	12.2	40'	5	24' 00"	118	2	12.3	40'	7.8	17' 20"	125	9	11.0	40'	4	30' 00"	115	5	12.3													
35E Jane Stn-York University Express	21.26	40'	5	20' 00"	88	12	12.8							40'	6	16' 40"	100	0	12.8																			
Combined/Average			34	3' 06"					17	6' 00"				31	3' 26"					13	7' 30"						7	12' 00"										
Saturday	06-Sep-03		Saturday early morning					Saturday morning					Saturday afternoon					Saturday early evening					Saturday late evening															
35B Jane Stn-Pioneer Village and Steeles	18.50							40'	7.5	13' 30"	93	8	11.0	40'	7.5	13' 30"	93	8	11.0	40'	6	15' 00"	86	4	12.3													
35C Jane Stn-Steeles	18.37	40'	12	7' 00"	80	4	13.1	40'	7.5	13' 30"	93	8	10.9	40'	7.5	13' 30"	93	8	10.9	40'	6	15' 00"	86	4	12.2	40'	7	12' 00"	76	8	13.2	512a	427a	215a	120a			
35D Jane Stn-Langstaff Rd	24.58	40'	1	28' 00"	97	15	13.2	40'	1	27' 00"	118	10	11.5	40'	1	27' 00"	118	10	11.5	40'	1	27' 00"	118	10	11.5													
Combined/Average			13	7' 00"					16	6' 45"				16	6' 45"					12	7' 30"						7	12' 00"										
			Every 4th 35C operates as a 35D					Every 2nd 35C operates as a 35D					Every 2nd 35C operates as a 35D																									
Sunday	31-Aug-03		Sunday early morning					Sunday morning					Sunday afternoon					Sunday early evening					Sunday late evening															
35B Jane Stn-Pioneer Village and Steeles	18.50							40'	6.5	13' 30"	84	4	12.7	40'	6.5	14' 30"	90	4	11.8	40'	4	22' 00"	83	5	12.6													
35C Jane Stn-Steeles	18.37	40'	3	30' 00"	74	16	12.2	40'	6.5	13' 30"	84	4	12.6	40'	6.5	14' 30"	90	4	11.7	40'	4	22' 00"	83	5	12.5	40'	6	15' 00"	76	14	12.2	520a	427a	215a	120a			
Combined/Average			3	30' 00"					13	6' 45"				13	7' 15"					8	11' 00"						6	15' 00"										
313 JANE	Arw																																					
Overnight, 7 days a week	31-Aug-03		Monday-Friday overnight					Saturday overnight					Sunday overnight																									
313 Steeles-Queen via Dundas and Roncesvalles	23.47	40'	3	30' 00"	90	0	15.6	40'	3	30' 00"	90	0	15.6	40'	3	30' 00"	90	0	15.6																			



TORONTO TRANSIT COMMISSION

Total RT
dist and
date of
last
change

SERVICE SUMMARY

March 28 to May 8, 2004

Route	Total RT dist and date of last change	Service					Service					Service					Service					First dep NB or WB	First dep SB or EB	Last dep NB or WB	Last dep SB or EB													
		Veh type	No. of Veh	Service interval	Run time (min)	Term time (min)	Avg spd (mph)	Veh type	No. of Veh	Service interval	Run time (min)	Term time (min)	Avg spd (mph)	Veh type	No. of Veh	Service interval	Run time (min)	Term time (min)	Avg spd (mph)	Veh type	No. of Veh					Service interval	Run time (min)	Term time (min)	Avg spd (mph)									
83 JONES	Bir																																					
Monday to Friday	24-Jun-02	Monday-Friday morning peak period					Monday-Friday midday					Monday-Friday afternoon peak period					Monday-Friday early evening																					
83 Donlands Stn-Commissioners	4.73	40'	3	12 ' 00 "	36	0	7.9	40'	1	30 ' 00 "	30	0	9.5	40'	2	18 ' 00 "	36	0	7.9	40'	1	30 ' 00 "	30	0	9.5			530a	540a	1045p	1030p							
Saturday	18-May-02	Saturday early morning					Saturday morning					Saturday afternoon					Saturday early evening																					
83 Donlands Stn-Commissioners	4.73	40'	1	30 ' 00 "	30	0	9.5	40'	1	30 ' 00 "	30	0	9.5	40'	1	30 ' 00 "	30	0	9.5	40'	1	30 ' 00 "	30	0	9.5			615a	600a	945p	930p							
40 JUNCTION	Qsy																																					
Monday to Friday	01-Sep-03	Monday-Friday morning peak period					Monday-Friday midday					Monday-Friday afternoon peak period					Monday-Friday early evening					Monday-Friday late evening																
40 Dundas West Stn-Runnymede	3.79	40'	3	8 ' 00 "	20	4	9.5	40'	3	8 ' 00 "	20	4	9.5	40'	4	7 ' 30 "	30	0	7.6	40'	3	10 ' 00 "	30	0	7.6	40'	1	20 ' 00 "	20	0	11.4	456a	505a	140a	150a			
Saturday	22-Feb-03	Saturday early morning					Saturday morning					Saturday afternoon					Saturday early evening					Saturday late evening																
40 Dundas West Stn-Runnymede	3.79	40'	2	8 ' 00 "	14	2	14.2	40'	3	8 ' 40 "	22	4	8.7	40'	3	10 ' 00 "	30	0	7.6	40'	2	12 ' 00 "	18	6	9.5	40'	1	20 ' 00 "	16	4	11.4	510a	503a	150a	200a			
Sunday	16-Feb-03	Sunday early morning					Sunday morning					Sunday afternoon					Sunday early evening					Sunday late evening																
40 Dundas West Stn-Runnymede	3.79	40'	1	20 ' 00 "	14	6	11.4	40'	3	8 ' 00 "	20	4	9.5	40'	3	8 ' 00 "	20	4	9.5	40'	2	12 ' 00 "	18	6	9.5	40'	1	20 ' 00 "	14	6	11.4	500a	507a	150a	200a			
Overnight service provided by 313 JANE																																						
41 KEELE	Arw																																					
Monday to Friday	01-Sep-03	Monday-Friday morning peak period					Monday-Friday midday					Monday-Friday afternoon peak period					Monday-Friday early evening					Monday-Friday late evening																
41 Keele Stn-York University and Steeles	20.44																					40'	7	15 ' 00 "	100	5	11.7								621p	715p	945p	238a
41B Keele Stn-Steeles & Petrolia via York University	20.85	40'	16	6 ' 30 "	101	3	12.0	40'	11	10 ' 00 "	108	2	11.4	40'	18	6 ' 20 "	114	0	11.0								425a	446a	609p	707p								
41C Keele Stn-York University and Steeles via Murray Ross	20.00																					40'	4	24 ' 00 "	90	6	12.5								1000p	715p	230a	238a
Saturday	06-Sep-03	Saturday early morning					Saturday morning					Saturday afternoon					Saturday early evening					Saturday late evening																
41 Keele Stn-York University and Steeles	20.44	40'	8	12 ' 00 "	96	0	12.8	40'	12	9 ' 00 "	108	0	11.4	40'	12	9 ' 00 "	108	0	11.4	40'	6	15 ' 00 "	85	5	13.6						455a	500a	940p	150a				
41C Keele Stn-York University and Steeles via Murray Ross	20.00																					40'	4	22 ' 00 "	85	3	13.6								1001p		140a	
Sunday	31-Aug-03	Sunday early morning					Sunday morning					Sunday afternoon					Sunday early evening					Sunday late evening																
41 Keele Stn-York University and Steeles	20.44	40'	3	30 ' 00 "	90	0	13.6	40'	6	15 ' 00 "	90	0	13.6	40'	7	15 ' 00 "	100	5	11.7	40'	5	18 ' 00 "	90	0	13.6						630a	715a	940p	220a				
41C Keele Stn-York University and Steeles via Murray Ross	20.00																					40'	4	20 ' 00 "	80	0	15.0								1000p		140a	



TORONTO TRANSIT COMMISSION

Total RT
dist and
date of
last
change

SERVICE SUMMARY

March 28 to May 8, 2004

Route			No. of Veh	Service interval	Run time (min)	Term time (min)	Avg spd (mph)		No. of Veh	Service interval	Run time (min)	Term time (min)	Avg spd (mph)		No. of Veh	Service interval	Run time (min)	Term time (min)	Avg spd (mph)		No. of Veh	Service interval	Run time (min)	Term time (min)	Avg spd (mph)		No. of Veh	Service interval	Run time (min)	Term time (min)	Avg spd (mph)	First dep NB or WB	First dep SB or EB	Last dep NB or WB	Last dep SB or EB				
504 KING	Ron/Rus																																						
Monday to Friday	16-Feb-04		Monday-Friday morning peak period						Monday-Friday midday						Monday-Friday afternoon peak period						Monday-Friday early evening						Monday-Friday late evening												
504 Dundas West Stn-Broadview Stn	15.85	CLR	28	4 ' 00 "	108	4	8.5	CLR	19	5 ' 40 "	102	5	8.8	CLR	29	4 ' 12 "	116	5	7.8	CLR	14	7 ' 15 "	97	4	9.4	CLR	9	10 ' 30 "	90	4	10.1	500a	457a	205a	205a				
504 Dundas West Stn-Broadview Stn	15.85	ALR	7	trips																																			
504 Dundas West Stn-Broadview Stn	15.85	CLR	9	trips																																			
			44	4 ' 00 "					19	5 ' 40 "				29	4 ' 12 "					14	7 ' 15 "					9	10 ' 30 "												
See also 508 LAKE SHORE																																							
Saturday	21-Feb-04		Saturday early morning						Saturday morning						Saturday afternoon						Saturday early evening						Saturday late evening												
504 Dundas West Stn-Broadview Stn	15.85	CLR	10	10 ' 00 "	95	5	9.5	CLR	11	9 ' 30 "	99	5	9.1	CLR	11	9 ' 30 "	99	5	9.1	CLR	9	10 ' 30 "	88	6	10.1	CLR	9	10 ' 30 "	88	6	10.1	500a	455a	230a	250a				
Sunday	16-Feb-04		Sunday early morning						Sunday morning						Sunday afternoon						Sunday early evening						Sunday late evening												
504 Dundas West Stn-Broadview Stn	15.85	CLR	6	15 ' 00 "	90	0	10.6	CLR	8	12 ' 00 "	94	2	9.9	CLR	10	10 ' 00 "	97	3	9.5	CLR	7	13 ' 00 "	88	3	10.5	CLR	7	13 ' 00 "	88	3	10.5	520a	520a	220a	215a				
Overnight service on Roncesvalles Avenue provided by 313 JANE and overnight service on Broadview Avenue provided by 303 DON MILLS																																							
12 KINGSTON RD	Bir																																						
Monday to Friday	01-Sep-03		Monday-Friday morning peak period						Monday-Friday midday						Monday-Friday afternoon peak period						Monday-Friday early evening						Monday-Friday late evening												
12 Victoria Park Stn-St Clair	10.47	40'	3.5	16 ' 00 "	52	4	11.2	40'	4	12 ' 30 "	50	0	12.6	40'	3	18 ' 00 "	52	2	11.6	40'	5	11 ' 00 "	52	3	11.4							514a	548a	1006p	940p				
12A Victoria Park Stn-Kennedy Stn via Midland	10.39													40'	2	30 ' 00 "	60	0	10.4								40'	2	30 ' 00 "	60	0	10.4	1030p	1000p	100a	100a			
12B Victoria Park Stn-Kennedy Stn via Brimley	14.05	40'	4.5	16 ' 00 "	68	4	11.7						40'	4	18 ' 00 "	70	2	11.7														559a	558a	857a	855a				
			8	8 ' 00 "				4	12 ' 30 "				7	9 ' 00 "					5	11 ' 00 "					2	30 ' 00 "				303p	245p	639p	602p						
Before 9:00 am, 12 operates Kingston Rd, Brimley, Barkdene, Brooklawn, St. Clair, Brimley and Kingston Rd After 9:00 am, 12 operates Kingston Rd, Brimley, St. Clair, Brooklawn, Barkdene, Brimley and Kingston Rd																																							
Saturday	18-May-02		Saturday early morning						Saturday morning						Saturday afternoon						Saturday early evening						Saturday late evening												
12 Victoria Park Stn-St Clair	10.47	40'	3	17 ' 00 "	51	0	12.3	40'	3	17 ' 00 "	51	0	12.3	40'	3	17 ' 00 "	51	0	12.3														538a	603a	737p	705p			
12A Victoria Park Stn-Kennedy Stn via Midland	10.39													40'	3	20 ' 00 "	60	0	10.4	40'	2	30 ' 00 "	60	0	10.4							750p	720p	100a	100a				
12 operates Kingston Rd, Brimley, St. Clair, Brooklawn, Barkdene, Brimley and Kingston Rd																																							
Sunday	12-May-02		Sunday early morning						Sunday morning						Sunday afternoon						Sunday early evening						Sunday late evening												
12 Victoria Park Stn-St Clair	10.47	40'	3	15 ' 00 "	45	0	14.0	40'	3	17 ' 00 "	51	0	12.3	40'	3	17 ' 00 "	51	0	12.3														808a	745a	738p	715p			
12A Victoria Park Stn-Kennedy Stn via Midland	10.39													40'	3	20 ' 00 "	60	0	10.4	40'	2	30 ' 00 "	60	0	10.4							800p	730p	100a	100a				
12 operates Kingston Rd, Brimley, St. Clair, Brooklawn, Barkdene, Brimley and Kingston Rd Overnight service on Victoria Park Avenue provided by 324 VICTORIA PARK																																							
503 KINGSTON RD	Rus																																						
503 Victoria Park-York																																							
See 502 DOWNTOWNER																																							



TORONTO TRANSIT COMMISSION

Total RT
dist and
date of
last
change

SERVICE SUMMARY

March 28 to May 8, 2004

Route	Total RT dist and date of last change	Veh type	No. of Veh	Service interval	Run time (min)	Term time (min)	Avg spd (mph)	Veh type	No. of Veh	Service interval	Run time (min)	Term time (min)	Avg spd (mph)	Veh type	No. of Veh	Service interval	Run time (min)	Term time (min)	Avg spd (mph)	Veh type	No. of Veh	Service interval	Run time (min)	Term time (min)	Avg spd (mph)	Veh type	No. of Veh	Service interval	Run time (min)	Term time (min)	Avg spd (mph)	First dep NB or WB	First dep SB or EB	Last dep NB or WB	Last dep SB or EB									
45 KIPLING	Arw/Osy																																											
Monday to Friday	01-Sep-03	Monday-Friday morning peak period						Monday-Friday midday						Monday-Friday afternoon peak period						Monday-Friday early evening						Monday-Friday late evening																		
45 Kipling Stn-Steeles	18.23	40'	4.5	18' 00"	75	6	13.5	40'	7	12' 00"	72	12	13.0	40'	4	21' 45"	77	10	12.6	40'	8	9' 00"	68	4	15.2	40'	5	15' 00"	61	14	14.6	430a	445a	155a	205a									
45A Kipling Stn-Carlingview via Belfield	15.56	40'	3.5	18' 00"	60	3	14.8	40'	2	30' 00"	56	4	15.6	40'	3	21' 45"	61	5	14.3																									
45E Kipling Stn-Steeles Express	18.23	40'	11	6' 00"	66	0	16.6							40'	9	8' 00"	68	4	15.2																									
Combined/Average			19	3' 36"					9	8' 34"				16	4' 37"					8	9' 00"						5	15' 00"																
Saturday	06-Sep-03	Saturday early morning						Saturday morning						Saturday afternoon						Saturday early evening						Saturday late evening																		
45 Kipling Stn-Steeles	18.23	40'	5	12' 00"	60	0	18.2	40'	7	10' 15"	70	2	15.3	40'	7	10' 15"	70	2	15.2	40'	5	15' 00"	66	9	14.6	40'	5	15' 00"	61	14	14.6	543a	543a	135a	205a									
Sunday	31-Aug-03	Saturday morning						Sunday morning						Sunday afternoon						Sunday early evening						Sunday late evening																		
45 Kipling Stn-Steeles	18.23							40'	5	15' 00"	67	8	14.6	40'	5	15' 00"	67	8	14.6	40'	5	15' 00"	68	7	14.6	40'	5	15' 00"	61	14	14.6	800a	807a	100a	130a									
44 KIPLING SOUTH	Osy																																											
Monday to Friday	16-Feb-04	Monday-Friday morning peak period						Monday-Friday midday						Monday-Friday afternoon peak period						Monday-Friday early evening						Monday-Friday late evening																		
44 Kipling Stn-Lake Shore Blvd	6.45	40'	6	6' 00"	36	0	10.8	40'	3	10' 00"	30	0	12.9	40'	7	5' 00"	35	0	11.1	40'	2	15' 00"	30	0	12.9	40'	1	30' 00"	29	1	12.9	501a	516a	147a	202a									
Saturday	22-Feb-03	Saturday early morning						Saturday morning						Saturday afternoon						Saturday early evening						Saturday late evening																		
44 Kipling Stn-Lake Shore Blvd	6.45	40'	1.5	20' 00"	30	0	12.9	40'	1.5	20' 00"	30	0	12.9	40'	1.5	20' 00"	30	0	12.9	40'	1	30' 00"	30	0	12.9	40'	1	30' 00"	29	1	12.9	503a	518a	147a	203a									
		Alternates trips with 49 BLOOR WEST						Alternates trips with 49 BLOOR WEST						Alternates trips with 49 BLOOR WEST						Alternates trips with 49 BLOOR WEST						Alternates trips with 49 BLOOR WEST																		
Sunday	24-Nov-02	Sunday morning						Sunday afternoon						Sunday early evening						Sunday late evening																								
44 Kipling Stn-Lake Shore Blvd	6.45							40'	1	30' 00"	30	0	12.9	40'	1	30' 00"	30	0	12.9	40'	1	30' 00"	30	0	12.9	40'	1	30' 00"	29	1	12.9	847a	902a	1247a	205a									
508 LAKE SHORE	Ron																																											
Monday to Friday	16-Feb-04	Monday-Friday morning peak period						Monday-Friday afternoon peak period						Monday-Friday early evening						Monday-Friday late evening																								
508 Long Branch-Parliament	11.78	CLRV	3	Three EB trips										CLRV	4	Four WB trips																												
508 Church-Long Branch	11.52																																											
30 LAMBTON	Osy																																											
Monday to Friday	17-Feb-03	Monday-Friday morning peak period						Monday-Friday midday						Monday-Friday afternoon peak period						Monday-Friday early evening						Monday-Friday late evening																		
30 Kipling Stn-High Park Stn	11.44	40'	3	20' 00"	53	7	11.4	40'	2	30' 00"	49	11	11.4	40'	3	20' 00"	53	7	11.4	40'	2	30' 00"	56	4	11.4	40'	1	60' 00"	44	16	11.4	520a	540a	1230a	1200a									
Saturday	06-Sep-03	Saturday early morning						Saturday morning						Saturday afternoon						Saturday early evening						Saturday late evening																		
30 Kipling Stn-High Park Stn	11.44	40'	2	30' 00"	44	16	11.4	40'	2	30' 00"	48	12	11.4	40'	2	30' 00"	48	12	11.4	40'	2	30' 00"	48	12	11.4	40'	1	60' 00"	44	16	11.4	530a	600a	1230a	1200a									
Sunday	15-Feb-04	Sunday morning						Sunday afternoon						Sunday early evening						Sunday late evening																								
30 Kipling Stn-High Park Stn	11.44							40'	2	30' 00"	48	12	11.4	40'	2	30' 00"	48	12	11.4	40'	1	60' 00"	48	12	11.4	40'	1	60' 00"	47	13	11.4	830a	900a	1230a	1200a									



TORONTO TRANSIT COMMISSION

Total RT
dist and
date of
last
change

SERVICE SUMMARY

March 28 to May 8, 2004

Route		Veh type	No. of Veh	Service interval	Run time (min)	Term time (min)	Avg spd (mph)	Veh type	No. of Veh	Service interval	Run time (min)	Term time (min)	Avg spd (mph)	Veh type	No. of Veh	Service interval	Run time (min)	Term time (min)	Avg spd (mph)	Veh type	No. of Veh	Service interval	Run time (min)	Term time (min)	Avg spd (mph)	Veh type	No. of Veh	Service interval	Run time (min)	Term time (min)	Avg spd (mph)	First dep NB or WB	First dep SB or EB	Last dep NB or WB	Last dep SB or EB		
52 LAWRENCE WEST	Osy/Wtl																																				
Monday to Friday	01-Sep-03		Monday-Friday morning peak period						Monday-Friday midday						Monday-Friday afternoon peak period						Monday-Friday early evening						Monday-Friday late evening										
52 Lawrence Stn-Martin Grove	19.02	40'	17	5 ' 40 "	95	2	11.9	40'	8	12 ' 00 "	89	7	11.9	40'	15	7 ' 30 "	112	1	10.1	40'	6	14 ' 00 "	84	0	13.6	40'	4	20 ' 00 "	80	0	14.3	550a	454a	130a	1252a		
52C Lawrence Stn-Culford	11.50	40'	2	30 ' 00 "	60	0	11.5																														
52C Lawrence Stn-Culford via Benton	11.50													40'	2	37 ' 30 "	68	7	9.2																		
Combined/Average			19	4 ' 46 "					8	12 ' 00 "				17	6 ' 15 "						6	14 ' 00 "					4	20 ' 00 "									
Saturday	30-Jun-01		Saturday early morning						Saturday morning						Saturday afternoon						Saturday early evening						Saturday late evening										
52 Lawrence Stn-Martin Grove	19.02	40'	6	15 ' 00 "	90	0	12.7	40'	8	12 ' 00 "	90	6	11.9	40'	10	10 ' 00 "	90	10	11.4	40'	6	15 ' 00 "	80	10	12.7	40'	3	30 ' 00 "	80	10	12.7	605a	522a	115a	107a		
Sunday	17-Feb-02		Sunday early morning						Sunday morning						Sunday afternoon						Sunday early evening						Sunday late evening										
52 Lawrence Stn-Martin Grove	19.02	40'	5	20 ' 00 "	90	10	11.4	40'	5	20 ' 00 "	90	10	11.4	40'	6	15 ' 00 "	90	0	12.7	40'	3	30 ' 00 "	80	10	12.7	40'	3	30 ' 00 "	80	10	12.7	716a	707a	1245a	107a		
Overnight service east of Dufferin Street provided by 329 DUFFERIN																																					
162 LAWRENCE-DONWAY	Egl																																				
Monday to Friday	03-Sep-02		Monday-Friday morning peak period						Monday-Friday midday						Monday-Friday afternoon peak period																						
162 Lawrence Stn-Don Mills	12.51	40'	1	60 ' 00 "	60	0	12.5	40'	1	60 ' 00 "	60	0	12.5	40'	1	60 ' 00 "	60	0	12.5																		
56 LEASIDE &	Egl																																				
Monday to Friday	16-Feb-04		Monday-Friday morning peak period						Monday-Friday midday						Monday-Friday afternoon peak period						Monday-Friday early evening																
56 Donlands Stn-Eglinton Stn &	9.52	D40LF	2.5	22 ' 45 "	56	1	10.0	D40LF	3	20 ' 00 "	54	6	9.5	D40LF	2.5	24 ' 00 "	54	6	9.5	D40LF	1.5	30 ' 00 "	45	0	12.7												
56 Donlands Stn-Eglinton Stn &	9.52	D40LF	1	Trippler																																	
56B Donlands Stn-Brentcliffe &	6.31	D40LF	1.5	22 ' 45 "	34	0	11.1							D40LF	1.5	24 ' 00 "	34	2	10.5																		
Combined/Average			5	11 ' 23 "					3	20 ' 00 "				4	12 ' 00 "						1.5	30 ' 00 "															
Saturday	21-Feb-04		Saturday early morning						Saturday morning						Saturday afternoon																						
56 Donlands Stn-Eglinton Stn &	9.52	D40LF	3	16 ' 00 "	48	0	11.9	D40LF	3	20 ' 00 "	54	6	9.5	D40LF	3	20 ' 00 "	54	6	9.5																		
Sunday	15-Feb-04		Sunday morning						Sunday afternoon																												
56 Donlands Stn-Eglinton Stn &	9.52	D40LF	1.5	30 ' 00 "	45	0	12.7	D40LF	1.5	30 ' 00 "	45	0	12.7																								
Alternates trips with 5 AVENUE RD																																					
51 LESLIE &	Egl																																				
Monday to Friday	16-Feb-04		Monday-Friday morning peak period						Monday-Friday midday						Monday-Friday afternoon peak period						Monday-Friday early evening																
51 Eglinton Stn-Steeles &	19.99	D40LF	7	15 ' 00 "	102	3	11.4	D40LF	4	22 ' 00 "	88	0	13.6	D40LF	6	18 ' 00 "	106	2	11.1	D40LF	4	20 ' 00 "	78	2	15.0												
Saturday	21-Feb-04		Saturday early morning						Saturday morning						Saturday afternoon																						
51 Eglinton Stn-Steeles &	19.99	D40LF	3	30 ' 00 "	75	15	13.3	D40LF	3	30 ' 00 "	80	10	13.3	D40LF	3	30 ' 00 "	80	10	13.3																		



TORONTO TRANSIT COMMISSION

Total RT
dist and
date of
last
change

SERVICE SUMMARY

March 28 to May 8, 2004

Route		Veh type	No. of Veh	Service interval	Run time (min)	Term time (min)	Avg spd (mph)	Veh type	No. of Veh	Service interval	Run time (min)	Term time (min)	Avg spd (mph)	Veh type	No. of Veh	Service interval	Run time (min)	Term time (min)	Avg spd (mph)	Veh type	No. of Veh	Service interval	Run time (min)	Term time (min)	Avg spd (mph)	Veh type	No. of Veh	Service interval	Run time (min)	Term time (min)	Avg spd (mph)	First dep NB or WB	First dep SB or EB	Last dep NB or WB	Last dep SB or EB		
64 MAIN	Bir																																				
Monday to Friday	03-Sep-02	Monday-Friday morning peak period						Monday-Friday midday						Monday-Friday afternoon peak period						Monday-Friday early evening						Monday-Friday late evening											
64 Queen-Eastdale	4.17	40'	3	11 ' 00 "	33	0	7.6	40'	3	10 ' 00 "	30	0	8.3	40'	3	11 ' 00 "	33	0	7.6	40'	2	15 ' 00 "	30	0	8.3	40'	1	30 ' 00 "	30	0	8.3	556a	540a	110a	125a		
Saturday	18-May-02	Saturday early morning						Saturday morning						Saturday afternoon						Saturday early evening						Saturday late evening											
64 Queen-Eastdale	4.17	40'	2	15 ' 00 "	30	0	8.3	40'	2	15 ' 00 "	30	0	8.3	40'	2	15 ' 00 "	30	0	8.3	40'	1	30 ' 00 "	30	0	8.3	40'	1	30 ' 00 "	30	0	8.3	547a	600a	110a	125a		
Sunday	23-Nov-03	Sunday morning						Sunday afternoon						Sunday early evening						Sunday late evening																	
64 Queen-Eastdale	4.17							40'	1	30 ' 00 "	30	0	8.3	40'	1.5	20 ' 00 "	30	0	8.3	40'	1	30 ' 00 "	30	0	8.3	40'	1	30 ' 00 "	30	0	8.3	840a	825a	110a	125a		
		Alternates trips with 23 DAWES																																			
58 MALTON	WII	Service outside Toronto west of Pearson Airport is provided under contract to the City of Mississauga																																			
Monday to Friday	29-Mar-04	Monday-Friday morning peak period						Monday-Friday midday						Monday-Friday afternoon peak period						Monday-Friday early evening						Monday-Friday late evening											
58A Lawrence West Stn-Air Terminals 2 & 3	19.57	40'	14	7 ' 00 "	95	3	12.0	40'	4	24 ' 00 "	92	4	12.2	40'	14	8 ' 00 "	108	4	10.5	40'	3.5	24 ' 00 "	83	1	14.0	40'	2.5	30 ' 00 "	73	2	15.7	505a	519a	110a	157a		
58B Lawrence West Stn-Westwood	24.87	40'	1	21 ' 00 "	109	10	12.5	40'	5	24 ' 00 "	108	12	12.4	40'	1	24 ' 00 "	125	11	11.0	40'	4.5	24 ' 00 "	100	8	13.8	40'	3.5	30 ' 00 "	87	18	14.2	520a	545a	1240a	112a		
Combined/Average		15 7 ' 00 "						9 12 ' 00 "						15 8 ' 00 "						8 12 ' 00 "						6 15 ' 00 "											
		Every 3rd 58A operates as a 58B																																			
Saturday	03-Apr-04	Saturday early morning						Saturday morning						Saturday afternoon						Saturday early evening						Saturday late evening											
58 Lawrence West Stn-McNaughton	22.63							40'	4	24 ' 00 "	93	3	14.1	40'	5	20 ' 00 "	93	7	13.6	40'	1.5	60 ' 00 "	86	4	15.1	40'	1.5	60 ' 00 "	86	4	15.1	952a	1038a	1250a	135a		
58A Lawrence West Stn-Air Terminals 2 & 3	19.57	40'	1.5	50 ' 40 "	71	5	15.5	40'	4	24 ' 00 "	90	6	12.2	40'	5	20 ' 00 "	90	10	11.7	40'	1.5	60 ' 00 "	82	8	13.0	40'	1.5	60 ' 00 "	78	12	13.0	515a	543a	1250a	157a		
58D Lawrence West Stn-McNaughton via Air Terminals 2 & 3	26.44	40'	2.5	50 ' 00 "	102	23	12.7																														
Combined/Average		4 25 ' 00 "						8 12 ' 00 "						10 10 ' 00 "						3 30 ' 00 "						3 30 ' 00 "											
Sunday	28-Mar-04	Sunday early morning						Sunday morning						Sunday afternoon						Sunday early evening						Sunday late evening											
58 Lawrence West Stn-McNaughton	22.63	40'	1.5	60 ' 00 "	90	0	15.1	40'	2	45 ' 00 "	89	1	15.1	40'	3	30 ' 00 "	89	1	15.1	40'	1.5	60 ' 00 "	86	4	15.1	40'	1.5	60 ' 00 "	85	5	15.1	615a	700a	1147p	1235a		
58A Lawrence West Stn-Air Terminals 2 & 3	19.57	40'	1.5	60 ' 00 "	76	14	13.0	40'	2	45 ' 00 "	84	6	13.0	40'	3	30 ' 00 "	84	6	13.0	40'	1.5	60 ' 00 "	78	12	13.0	40'	1.5	60 ' 00 "	78	12	13.0	515a	545a	1250a	157a		
Combined/Average		3 30 ' 00 "						4 22 ' 30 "						6 15 ' 00 "						3 30 ' 00 "						3 30 ' 00 "											
59 MAPLE LEAF	Arw																																				
Monday to Friday	01-Sep-03	Monday-Friday morning peak period						Monday-Friday midday						Monday-Friday afternoon peak period																							
59A Lawrence West Stn-Weston Rd via Gary Drive	10.74	40'	2.5	24 ' 00 "	60	0	10.7							40'	2	30 ' 00 "	60	0	10.7																		
59B Lawrence West Stn-Weston Rd via Church	10.43	40'	2.5	24 ' 00 "	60	0	10.4							40'	2	30 ' 00 "	60	0	10.4																		
59C Lawrence Stn-Weston Rd via Benton/Culford and Church	17.52	See 52C LAWRENCE WEST						40'	1.5	60 ' 00 "	90	0	11.7	See 52C LAWRENCE WEST																							
59C Lawrence Stn-Weston Rd via Benton/Culford and Gary Rd	17.52							40'	1.5	60 ' 00 "	90	0	11.7																								
Combined/Average		5 12 ' 00 "						3 30 ' 00 "						4 15 ' 00 "																							



TORONTO TRANSIT COMMISSION

Total RT
dist and
date of
last
change

SERVICE SUMMARY

March 28 to May 8, 2004

Route	Mal	No. of Veh	Service interval	Run time (min)	Term time (min)	Avg spd (mph)	Veh type	No. of Veh	Service interval	Run time (min)	Term time (min)	Avg spd (mph)	Veh type	No. of Veh	Service interval	Run time (min)	Term time (min)	Avg spd (mph)	Veh type	No. of Veh	Service interval	Run time (min)	Term time (min)	Avg spd (mph)	Veh type	No. of Veh	Service interval	Run time (min)	Term time (min)	Avg spd (mph)	First dep NB or WB	First dep SB or EB	Last dep NB or WB	Last dep SB or EB							
102 MARKHAM RD	Mal	Service outside Toronto north of Passmore Avenue is provided under contract to York Region																																							
Monday to Friday	16-Feb-04	Monday-Friday morning peak period						Monday-Friday midday						Monday-Friday afternoon peak period						Monday-Friday early evening						Monday-Friday late evening															
102 Warden Stn-McNicoll	20.35	40'	6	12 ' 00 "	70	2	12.4	40'	5	18 ' 00 "	85	5	13.6	40'	2	48 ' 00 "	88	8	12.7	40'	3	30 ' 00 "	86	4	13.6	40'	3	30 ' 00 "	86	4	13.6	829a	1004a	1239a	1247a						
102A Warden Stn-Progress (Centennial College)	14.83	40'	6	12 ' 00 "	70	2	12.4	40'	4	18 ' 00 "	68	4	12.4	40'	3	24 ' 00 "	66	6	12.4	40'	2	30 ' 00 "	54	6	14.8	40'	2	30 ' 00 "	54	6	14.8	616a	651a	100a	125a						
102C Warden Stn-Passmore	22.16	40'	4.5	24 ' 00 "	100	8	12.3	40'	4	26 ' 00 "	104	0	12.8	40'	4	26 ' 00 "	104	0	12.8	40'	3	48 ' 00 "	142	2	13.8	40'	3	48 ' 00 "	142	2	13.8	455a	527a	553p	652p						
102D Warden Stn-Major Mackenzie	33.04	40'	6.5	24 ' 00 "	152	4	12.7	40'	1	54 ' 00 "	140	4	12.7	40'	6	26 ' 00 "	156	0	12.7	40'	3	48 ' 00 "	142	2	13.8	40'	3	48 ' 00 "	142	2	13.8	540a	604a	1030p	1147p						
Combined/Average			17	6 ' 00 "					10	9 ' 00 "					8	12 ' 00 "					5	15 ' 00 "																			
		Every 3rd 102 operates as a 102D																																							
Saturday	22-Feb-03	Saturday early morning						Saturday morning						Saturday afternoon						Saturday early evening						Saturday late evening															
102 Warden Stn-McNicoll	20.35	40'	6	14 ' 00 "	80	4	14.5	40'	7	12 ' 00 "	84	0	14.5	40'	7	12 ' 00 "	84	0	14.5	40'	4	15 ' 00 "	60	0	16.3	40'	3	20 ' 00 "	60	0	16.3	40'	3	20 ' 00 "	60	0	16.3	528a	610a	627p	654p
102B Warden Stn-Sheppard	16.31							40'	1	60 ' 00 "	144	0	13.8	40'	1	60 ' 00 "	144	0	13.8	40'	1	60 ' 00 "	120	0	16.5	40'	1	60 ' 00 "	120	0	16.5	40'	3	20 ' 00 "	60	0	16.3	639p	715p	100a	130a
102D Warden Stn-Major Mackenzie	33.04							40'	1	60 ' 00 "	144	0	13.8	40'	1	60 ' 00 "	144	0	13.8	40'	1	60 ' 00 "	120	0	16.5	40'	1	60 ' 00 "	120	0	16.5	40'	3	20 ' 00 "	60	0	16.3	722a	834a	800p	900p
Combined/Average			6	14 ' 00 "					8	12 ' 00 "					5	15 ' 00 "					3	20 ' 00 "																			
		Every 5th 102 operates as a 102D																																							
Sunday	30-Mar-03	Sunday early morning						Sunday morning						Sunday afternoon						Sunday early evening						Sunday late evening															
102 Warden Stn-McNicoll	20.35	40'	3	30 ' 00 "	80	10	13.6	40'	4	20 ' 00 "	80	0	15.3	40'	5	17 ' 00 "	85	0	14.4	40'	3	24 ' 00 "	72	0	13.6	40'	2	30 ' 00 "	60	0	16.3	40'	2	30 ' 00 "	60	0	16.3	720a	714a	634p	718p
102B Warden Stn-Sheppard	16.31																																								
		Every 4th 102B operates as a 102D																																							
46 MARTIN GROVE &	Arw	Service outside Toronto north of Passmore Avenue is provided under contract to York Region																																							
Monday to Friday	01-Sep-03	Monday-Friday morning peak period						Monday-Friday midday						Monday-Friday afternoon peak period						Monday-Friday early evening						Monday-Friday late evening															
46 Kipling Stn-Steeles &	20.33	Lift	9	10 ' 00 "	90	0	13.6	Lift	6	15 ' 00 "	84	6	13.6	40/Lift	9	10 ' 00 "	90	0	13.6	Lift	4	20 ' 00 "	75	5	15.2	Lift	3	30 ' 00 "	75	15	13.6	40'	3	30 ' 00 "	75	15	13.6	451a	503a	130a	1243a
		Every 5th 102 operates as a 102D																																							
Saturday	06-Sep-03	Saturday early morning						Saturday morning						Saturday afternoon						Saturday early evening						Saturday late evening															
46 Kipling Stn-Steeles &	20.33	Lift	4	20 ' 00 "	75	5	15.2	Lift	5	15 ' 00 "	75	0	16.3	Lift	5	15 ' 00 "	75	0	16.3	Lift	4	20 ' 00 "	74	6	15.2	Lift	3	30 ' 00 "	74	16	13.6	Lift	3	30 ' 00 "	74	16	13.6	513a	555a	130a	1243a
		Every 5th 102 operates as a 102D																																							
Sunday	31-Aug-03	Sunday morning						Sunday afternoon						Sunday early evening						Sunday late evening																					
46 Kipling Stn-Steeles &	20.33							Lift	4	20 ' 00 "	75	5	15.2	Lift	4	20 ' 00 "	75	5	15.2	Lift	4	20 ' 00 "	75	5	15.2	Lift	3	30 ' 00 "	75	15	13.6	Lift	3	30 ' 00 "	75	15	13.6	840a	758a	130a	1243a
		Every 5th 102 operates as a 102D																																							
16 McCOWAN	Bir	Service outside Toronto north of Passmore Avenue is provided under contract to York Region																																							
Monday to Friday	01-Sep-03	Monday-Friday morning peak period						Monday-Friday midday						Monday-Friday afternoon peak period						Monday-Friday early evening						Monday-Friday late evening															
16 Warden Stn-Scarborough Centre	11.39	40'	7	8 ' 00 "	56	0	12.2	40'	4	13 ' 00 "	52	0	13.1	40'	6	9 ' 30 "	56	1	12.0	40'	4	12 ' 00 "	45	3	14.2	40'	3	15 ' 00 "	45	0	15.2	40'	3	15 ' 00 "	45	0	15.2	517a	520a	124a	149a
		Every 5th 102 operates as a 102D																																							
Saturday	06-Apr-02	Saturday early morning						Saturday morning						Saturday afternoon						Saturday early evening						Saturday late evening															
16 Warden Stn-Scarborough Centre	11.39	40'	3	15 ' 00 "	45	0	15.2	40'	4	12 ' 30 "	50	0	13.7	40'	4	12 ' 30 "	50	0	13.7	40'	3	15 ' 00 "	45	0	15.2	40'	3	15 ' 00 "	45	0	15.2	40'	1.8	30 ' 00 "	45	5	13.7	523a	545a	132a	200a
		Every 5th 102 operates as a 102D																																							
Sunday	31-Mar-02	Sunday early morning						Sunday morning						Sunday afternoon						Sunday early evening						Sunday late evening															
16 Warden Stn-Scarborough Centre	11.39	40'	3	17 ' 00 "	51	0	13.4	40'	3	17 ' 00 "	51	0	13.4	40'	3	17 ' 00 "	51	0	13.4	40'	2	24 ' 00 "	44	4	14.2	40'	1.8	30 ' 00 "	44	6	13.7	40'	1.8	30 ' 00 "	44	6	13.7	732a	758a	132a	200a
		Every 5th 102 operates as a 102D																																							

Overnight service on McCowan Road provided by 302 DANFORTH RD-McCOWAN



TORONTO TRANSIT COMMISSION

Total RT dist and date of last change

SERVICE SUMMARY

March 28 to May 8, 2004

Table with columns: Route, Mal, No. of Veh, Service interval, Run time (min), Term time (min), Avg spd (mph), provided under contract to York Region, No. of Veh, Service interval, Run time (min), Term time (min), Avg spd (mph), No. of Veh, Service interval, Run time (min), Term time (min), Avg spd (mph), No. of Veh, Service interval, Run time (min), Term time (min), Avg spd (mph), No. of Veh, Service interval, Run time (min), Term time (min), Avg spd (mph), First dep NB or WB, First dep SB or EB, Last dep NB or WB, Last dep SB or EB. Rows include 129 McCOWAN NORTH, 129A Scarborough Centre-Major Mackenzie, 130 MIDDLEFIELD, 57 MIDLAND, 57 Kennedy Stn-Steeles, 132 MILNER.



TORONTO TRANSIT COMMISSION

Total RT
dist and
date of
last
change

SERVICE SUMMARY

March 28 to May 8, 2004

Route		Veh type	No. of Veh	Service interval	Run time (min)	Term time (min)	Avg spd (mph)	Veh type	No. of Veh	Service interval	Run time (min)	Term time (min)	Avg spd (mph)	Veh type	No. of Veh	Service interval	Run time (min)	Term time (min)	Avg spd (mph)	Veh type	No. of Veh	Service interval	Run time (min)	Term time (min)	Avg spd (mph)	Veh type	No. of Veh	Service interval	Run time (min)	Term time (min)	Avg spd (mph)	First dep NB or WB	First dep SB or EB	Last dep NB or WB	Last dep SB or EB								
116 MORNINGSIDE	Egl																																										
Monday to Friday	01-Sep-03		Monday-Friday morning peak period						Monday-Friday midday						Monday-Friday afternoon peak period						Monday-Friday early evening						Monday-Friday late evening																
116 Kennedy Stn-Old Finch	20.29	40'	12	7 ' 20 "	88	0	13.8	40'	8	10 ' 30 "	80	4	14.5	40'	16	5 ' 30 "	87	1	13.8	40'	9	9 ' 00 "	80	1	15.0	40'	5	14 ' 00 "	70	0	17.4	507a	500a	225a	257a								
116A Kennedy Stn-Conlins Rd via Ellesmere / 116E Kennedy Stn-Scarborough College and Conlins Rd Express	17.97	40'	3	24 ' 00 "	72	0	15.0							40'	4	18 ' 00 "	72	0	15.0															623a	608a	655p	642p						
			<u>15 5 ' 37 "</u>						<u>8 10 ' 30 "</u>						<u>20 4 ' 13 "</u>						<u>9 9 ' 00 "</u>						<u>5 14 ' 00 "</u>																
			116A operates WB, 116E operates EB						116A operates EB, 116E operates WB																																		
Saturday	18-May-02		Saturday early morning						Saturday morning						Saturday afternoon						Saturday early evening						Saturday late evening																
116 Kennedy Stn-Old Finch	20.29	40'	4	18 ' 00 "	72	0	16.9	40'	8	10 ' 00 "	79	1	15.2	40'	10	8 ' 00 "	79	1	15.2	40'	7	12 ' 00 "	79	5	14.5	40'	5	14 ' 00 "	70	0	17.4	540a	525a	225a	255a								
Sunday	12-May-02		Sunday early morning						Sunday morning						Sunday afternoon						Sunday early evening						Sunday late evening																
116 Kennedy Stn-Old Finch	20.29	40'	5	14 ' 00 "	70	0	17.4	40'	6	13 ' 00 "	77	1	15.6	40'	7	11 ' 00 "	77	0	15.8	40'	6	13 ' 00 "	77	1	15.6	40'	3	22 ' 00 "	66	0	18.4	741a	816a	225a	258a								
62 MORTIMER	Bir																																										
Monday to Friday	17-Feb-03		Monday-Friday morning peak period						Monday-Friday midday						Monday-Friday afternoon peak period						Monday-Friday early evening						Monday-Friday late evening																
62 Broadview Stn-Main Street Stn	7.51	40'	3	15 ' 00 "	45	0	10.0	40'	2	22 ' 00 "	42	2	10.2	40'	3	15 ' 00 "	44	1	10.0	40'	2	20 ' 00 "	40	0	11.3	40'	1	40 ' 00 "	40	0	11.3	540a	553a	115a	135a								
Saturday	29-Jun-02		Saturday early morning						Saturday morning						Saturday afternoon						Saturday early evening						Saturday late evening																
62 Broadview Stn-Main Street Stn	7.51	40'	2	20 ' 00 "	40	0	11.3	40'	2	22 ' 00 "	44	0	10.2	40'	2	22 ' 00 "	44	0	10.2	40'	2	20 ' 00 "	40	0	11.3									612a	552a	955p	1000p						
Sunday	23-Jun-02		Sunday morning						Sunday afternoon						Sunday early evening						Sunday late evening																						
62 Broadview Stn-Main Street Stn	7.51							40'	2	20 ' 00 "	40	0	11.3	40'	2	20 ' 00 "	40	0	11.3	40'	1	40 ' 00 "	40	0	11.3									815a	835a	1015p	1035p						
74 MT PLEASANT	Egl																																										
Monday to Friday	03-Sep-02		Monday-Friday morning peak period						Monday-Friday midday						Monday-Friday afternoon peak period						Monday-Friday early evening						Monday-Friday late evening																
74 St Clair Stn-Eglinton	3.73	40'	2	15 ' 00 "	30	0	7.5	40'	1	30 ' 00 "	30	0	7.5	40'	2	18 ' 00 "	36	0	6.2															615a	604a	700p	639p						
Saturday	07-Sep-02		Saturday early morning						Saturday morning						Saturday afternoon						Saturday early evening						Saturday late evening																
74 St Clair Stn-Eglinton	3.73	40'	1	30 ' 00 "	30	0	7.5	40'	1	30 ' 00 "	30	0	7.5	40'	1	30 ' 00 "	30	0	7.5																715a	700a	715p	700p					
103 MT PLEASANT NORTH	Egl																																										
Monday to Friday	16-Feb-04		Monday-Friday morning peak period						Monday-Friday midday						Monday-Friday afternoon peak period						Monday-Friday early evening						Monday-Friday late evening																
103 Eglinton Stn-Doncliffe	4.92	40'	3	10 ' 00 "	30	0	9.8	40'	2	15 ' 00 "	30	0	9.8	40'	2	15 ' 00 "	30	0	9.8	40'	2	15 ' 00 "	30	0	9.8	40'	2	15 ' 00 "	30	0	9.8			605a	620a	1000p	945p						
Saturday	21-Feb-04		Saturday early morning						Saturday morning						Saturday afternoon						Saturday early evening						Saturday late evening																
103 Eglinton Stn-Doncliffe	4.92	40'	1	30 ' 00 "	30	0	9.8	40'	1.5	20 ' 00 "	30	0	9.8	40'	1.5	20 ' 00 "	30	0	9.8	40'	1	30 ' 00 "	30	0	9.8	40'	1	30 ' 00 "	30	0	9.8			545a	600a	1000p	945p						
									Alternates trips with 61 AVENUE RD NORTH						Alternates trips with 61 AVENUE RD NORTH																												
Sunday	15-Feb-04		Sunday morning						Sunday afternoon						Sunday early evening						Sunday late evening																						
103 Eglinton Stn-Doncliffe	4.92	40'	1.5	20 ' 00 "	30	0	9.8	40'	1.5	20 ' 00 "	30	0	9.8	40'	1.5	20 ' 00 "	30	0	9.8	40'	1.5	20 ' 00 "	30	0	9.8										820a	815a	712p	724p					
									Alternates trips with 61 AVENUE RD NORTH						Alternates trips with 61 AVENUE RD NORTH																												



TORONTO TRANSIT COMMISSION

Total RT
dist and
date of
last
change

SERVICE SUMMARY

March 28 to May 8, 2004

Route		Veh type	No. of Veh	Service interval	Run time (min)	Term time (min)	Avg spd (mph)	Veh type	No. of Veh	Service interval	Run time (min)	Term time (min)	Avg spd (mph)	Veh type	No. of Veh	Service interval	Run time (min)	Term time (min)	Avg spd (mph)	Veh type	No. of Veh	Service interval	Run time (min)	Term time (min)	Avg spd (mph)	Veh type	No. of Veh	Service interval	Run time (min)	Term time (min)	Avg spd (mph)	First dep NB or WB	First dep SB or EB	Last dep NB or WB	Last dep SB or EB			
133 NEILSON	Mal																																					
Monday to Friday	29-Mar-04	Monday-Friday morning peak period							Monday-Friday midday							Monday-Friday afternoon peak period							Monday-Friday early evening							Monday-Friday late evening								
133A Scarborough Centre-Finch	12.42	40'	2.5	22 ' 00 "	55	0	13.5	40'	4	15 ' 00 "	54	6	12.4	40'	3	20 ' 00 "	60	0	12.4																			
133B Scarborough Centre-Finch (Crow Trail) and Tapscott	13.20													40'	4	15 ' 00 "	52	8	13.2	40'	2.5	20 ' 00 "	45	5	15.8													
133C Scarborough Centre-Morningside Heights	16.22	40'	3.5	22 ' 00 "	65	12	12.6							40'	4	20 ' 00 "	70	10	12.2																			
Combined/Average			6	11 ' 00 "					4	15 ' 00 "				7	10 ' 00 "					4	15 ' 00 "						2.5	20 ' 00 "										
		EB/NB 133 buses serve Centenary Hospital							All 133 buses serve Centenary Hospital							SB/WB 133 buses serve Centenary Hosp							All 133 buses serve Centenary Hospital															
Saturday	03-Apr-04	Saturday early morning							Saturday morning							Saturday afternoon							Saturday early evening							Saturday late evening								
133A Scarborough Centre-Finch	12.42	40'	5	12 ' 00 "	54	6	12.4	40'	5	12 ' 00 "	58	2	12.4	40'	5	12 ' 00 "	58	2	12.4																			
133B Scarborough Centre-Finch (Crow Trail) and Tapscott	13.20													40'	4	15 ' 00 "	54	6	13.2	40'	2.5	20 ' 00 "	45	5	15.8													
Combined/Average			5	12 ' 00 "					5	12 ' 00 "				5	12 ' 00 "					4	15 ' 00 "						2.5	20 ' 00 "										
		All 133 buses serve Centenary Hospital							All 133 buses serve Centenary Hospital							All 133 buses serve Centenary Hospital							All 133 buses serve Centenary Hospital															
Sunday	15-Feb-04	All 133 buses serve Centenary Hospital							All 133 buses serve Centenary Hospital							All 133 buses serve Centenary Hospital							All 133 buses serve Centenary Hospital															
133B Scarborough Centre-Finch (Crow Trail) and Tapscott	13.20								40'	2	22 ' 30 "	45	0	17.6	40'	4	15 ' 00 "	54	6	13.2	40'	4	15 ' 00 "	54	6	13.2	40'	3	15 ' 00 "	45	0	17.6	900a	838a	100a	108a		
		All 133 buses serve Centenary Hospital							All 133 buses serve Centenary Hospital							All 133 buses serve Centenary Hospital							All 133 buses serve Centenary Hospital															
Overnight service provided by 321 YORK MILLS																																						
131 NUGGET	Mal																																					
Monday to Friday	01-Sep-03	Monday-Friday morning peak period							Monday-Friday midday							Monday-Friday afternoon peak period							Monday-Friday early evening							Monday-Friday late evening								
131 Scarborough Centre-Old Finch & Morningview	12.63								40'	3	18 ' 00 "	54	0	14.0																								
131E Kennedy Stn-Old Finch Express	18.50	40'	13	7 ' 00 "	90	1	12.2							40'	12	7 ' 45 "	93	0	11.9																			
Saturday	22-Feb-03	Saturday early morning							Saturday morning							Saturday afternoon							Saturday early evening							Saturday late evening								
131 Scarborough Centre-Old Finch & Morningview	12.63	40'	3	18 ' 00 "	54	0	14.0	40'	3	18 ' 00 "	54	0	14.0	40'	3	18 ' 00 "	54	0	14.0	40'	2	25 ' 00 "	50	0	15.2													
Sunday	30-Mar-03	Sunday morning							Sunday afternoon							Sunday early evening							Sunday late evening															
131 Scarborough Centre-Old Finch & Morningview	12.63								40'	2	26 ' 00 "	52	0	14.6	40'	2	26 ' 00 "	52	0	14.6	40'	2	25 ' 00 "	50	0	15.2												
		All 133 buses serve Centenary Hospital							All 133 buses serve Centenary Hospital							All 133 buses serve Centenary Hospital							All 133 buses serve Centenary Hospital															

**TORONTO TRANSIT COMMISSION**Total RT
dist and
date of
last
change**SERVICE SUMMARY**

March 28 to May 8, 2004

Route		Veh type	No. of Veh	Service interval	Run time (min)	Term time (min)	Avg spd (mph)	Veh type	No. of Veh	Service interval	Run time (min)	Term time (min)	Avg spd (mph)	Veh type	No. of Veh	Service interval	Run time (min)	Term time (min)	Avg spd (mph)	Veh type	No. of Veh	Service interval	Run time (min)	Term time (min)	Avg spd (mph)	Veh type	No. of Veh	Service interval	Run time (min)	Term time (min)	Avg spd (mph)	First dep NB or WB	First dep SB or EB	Last dep NB or WB	Last dep SB or EB			
70 O'CONNOR	Bir																																					
Monday to Friday	29-Mar-04		Monday-Friday morning peak period					Monday-Friday midday					Monday-Friday afternoon peak period					Monday-Friday early evening					Monday-Friday late evening															
70 Coxwell Stn-Warden Stn	7.68	40'	3	17' 00"	51	0	9.0	40'	2	23' 00"	44	2	10.0	40'	3	17' 00"	51	0	9.0	40'	2	20' 00"	40	0	11.5	40'	1.1	30' 00"	34	0	13.6	550a	530a	158a	145a			
70A Coxwell Stn-Eglinton	7.79	40'	3	17' 00"	51	0	9.2	40'	2	23' 00"	46	0	10.2	40'	3	17' 00"	51	0	9.2	40'	2	20' 00"	40	0	11.7	40'	1	30' 00"	30	0	14.6	520a	500a	920p	900p			
70B Coxwell Stn-Eglinton Sq	7.30													40'	1	30' 00"	30	0	14.6							40'	2.1	15' 00"			945p	930p	145a	200a				
Combined/Average			6	8' 30"				4	11' 30"				6	8' 30"					4	10' 00"																		
		70 branch alternates trips with 135 GERRARD																																				
Saturday	03-Apr-04		Saturday early morning					Saturday morning					Saturday afternoon					Saturday early evening					Saturday late evening															
70 Coxwell Stn-Warden Stn	7.68	40'	2	22' 00"	44	0	10.5	40'	2	22' 00"	44	0	10.5	40'	2	22' 00"	44	0	10.5	40'	1.5	24' 00"	36	0	12.8	40'	1.2	30' 00"	34	6	11.5	610a	548a	158a	145a			
70A Coxwell Stn-Eglinton	7.79	40'	2	22' 00"	44	0	10.6	40'	2	22' 00"	44	0	10.6	40'	2	22' 00"	44	0	10.6	40'	1.5	24' 00"	36	0	13.0	40'	1	30' 00"	30	0	14.6	537a	515a	918p	900p			
70B Coxwell Stn-Eglinton Sq	7.30													40'	1	30' 00"	30	0	14.6							40'	2.2	15' 00"			945p	930p	145a	200a				
Combined/Average			4	11' 00"				4	11' 00"				4	11' 00"					3	12' 00"																		
		70 branch alternates trips with 16 McCOWAN																																				
Sunday	28-Mar-04		Sunday early morning					Sunday morning					Sunday afternoon					Sunday early evening					Sunday late evening															
70 Coxwell Stn-Warden Stn	7.68	40'	1	45' 00"	33	12	10.2	40'	2	20' 00"	40	0	11.5	40'	2	20' 00"	40	0	11.5	40'	1.5	24' 00"	36	0	12.8	40'	1.2	30' 00"	34	6	11.5	645a	615a	158a	145a			
70A Coxwell Stn-Eglinton	7.79	40'						40'	2	20' 00"	40	0	11.7	40'	2	20' 00"	40	0	11.7	40'	1.5	24' 00"	36	0	13.0	40'	1	30' 00"	30	0	14.6	830a	810a	918p	900p			
70B Coxwell Stn-Eglinton Sq	7.30													40'	1	30' 00"	30	0	14.6							40'	2.2	15' 00"			945p	930p	145a	200a				
Combined/Average			1	45' 00"				4	10' 00"				4	10' 00"					3	12' 00"																		
		70 branch alternates trips with 16 McCOWAN																																				
63 OSSINGTON	WII																																					
Monday to Friday	24-Nov-03		Monday-Friday morning peak period					Monday-Friday midday					Monday-Friday afternoon peak period					Monday-Friday early evening					Monday-Friday late evening															
63 Eglinton West Stn-King	11.97	40'	2	13' 30"	72	5	9.4	40'	8	9' 00"	72	0	10.0	40'	6.5	11' 30"	73	2	9.6	40'	7	10' 00"	68	2	10.3	40'	4	15' 00"	60	0	12.0	515a	521a	147a	136a			
63A St Clair-King	7.02	40'	11	4' 30"	48	2	8.5							40'	4.5	11' 30"	49	3	8.1																			
Combined/Average			13	4' 30"				8	9' 00"				11	5' 45"					7	10' 00"																		
		Every 3rd 63A operates as a 63																																				
Saturday	06-Apr-02		Saturday early morning					Saturday morning					Saturday afternoon					Saturday early evening					Saturday late evening															
63 Eglinton West Stn-King	11.97	40'	7	10' 00"	70	0	10.3	40'	8	10' 00"	78	2	9.0	40'	8	10' 00"	78	2	9.0	40'	6	11' 00"	66	0	10.9	40'	4	15' 00"	60	0	12.0	525a	523a	147a	136a			
Sunday	31-Mar-02		Sunday early morning					Sunday morning					Sunday afternoon					Sunday early evening					Sunday late evening															
63 Eglinton West Stn-King	11.97	40'	6	11' 20"	68	0	10.6	40'	6	11' 20"	68	0	10.6	40'	7	10' 00"	70	0	10.3	40'	6	11' 00"	66	0	10.9	40'	4	15' 00"	60	0	12.0	520a	520a	147a	136a			
316 OSSINGTON	WII																																					
Overnight, 7 days a week	03-Sep-02		Monday-Friday overnight					Saturday overnight					Sunday overnight																									
316 Eglinton West Stn-Exhibition	12.60	40'	1.6	30' 00"	49	0	15.4	40'	1.6	30' 00"	49	0	15.4	40'	1.6	30' 00"	49	0	15.4																			
		Alternates trips with 329 DUFFERIN				Alternates trips with 329 DUFFERIN				Alternates trips with 329 DUFFERIN																												



TORONTO TRANSIT COMMISSION

Total RT
dist and
date of
last
change

SERVICE SUMMARY

March 28 to May 8, 2004

Route		No. of Veh	Service interval	Run time (min)	Term time (min)	Avg spd (mph)	No. of Veh	Service interval	Run time (min)	Term time (min)	Avg spd (mph)	No. of Veh	Service interval	Run time (min)	Term time (min)	Avg spd (mph)	No. of Veh	Service interval	Run time (min)	Term time (min)	Avg spd (mph)	No. of Veh	Service interval	Run time (min)	Term time (min)	Avg spd (mph)	First dep NB or WB	First dep SB or EB	Last dep NB or WB	Last dep SB or EB											
72 PAPE & Egl	Monday to Friday	29-Mar-04	Monday-Friday morning peak period				Monday-Friday midday				Monday-Friday afternoon peak period				Monday-Friday early evening				Monday-Friday late evening																						
72 Pape Stn-Eastern &	3.49	OrionVII	2	14 ' 00 "	25	3	7.5	OrionVII	3	8 ' 00 "	24	0	8.7	OrionVII	2	13 ' 00 "	26	0	8.2	OrionVII	3	8 ' 00 "	24	0	8.7	OrionVII	1	20 ' 00 "	20	0	10.5	530a	556a	130a	120a						
72A Pape Stn-Union Stn &	7.78	OrionVII	5	14 ' 00 "	66	4	6.7	OrionVII	2	24 ' 00 "	60	12	6.5	OrionVII	5	13 ' 00 "	65	0	7.2			3	8 ' 00 "				OrionVII	1	20 ' 00 "			520a	440a	746p	705p						
Combined/Average			7	7 ' 00 "				5	8 ' 00 "					7	6 ' 30 "																										
			Every 3rd 72 operates as a 72A																																						
Saturday	22-Feb-03	Saturday early morning				Saturday morning				Saturday afternoon				Saturday early evening				Saturday late evening																							
72 Pape Stn-Eastern &	3.49	OrionVII	2	12 ' 00 "	24	0	8.7	OrionVII	3	10 ' 00 "	30	0	7.0	OrionVII	3	10 ' 00 "	30	0	7.0	OrionVII	2	12 ' 00 "	24	0	8.7	OrionVII	1	20 ' 00 "	20	0	10.5	520a	508a	130a	120a						
Sunday	30-Mar-03	Sunday early morning				Sunday morning				Sunday afternoon				Sunday early evening				Sunday late evening																							
72 Pape Stn-Eastern &	3.49	OrionVII	2	12 ' 00 "	24	0	8.7	OrionVII	2	12 ' 00 "	24	0	8.7	OrionVII	3	10 ' 00 "	24	6	7.0	OrionVII	2	12 ' 00 "	24	0	8.7	OrionVII	1	20 ' 00 "	20	0	10.5	742a	730a	130a	120a						
402 PARKDALE COMMUNITY BUS & WT	Monday to Friday	2-Sep-97	Monday-Friday midday				Monday-Friday afternoon peak period																																		
402 Queen Elizabeth Hospital-Dufferin Mall via Dufferin Stn &			CB	1	75 ' 00 "	75	0					CB	1	75 ' 00 "	75	0																936a	1000a	436a	500p						
65 PARLIAMENT & Egl	Monday to Friday	01-Sep-03	Monday-Friday morning peak period				Monday-Friday midday				Monday-Friday afternoon peak period				Monday-Friday early evening																										
65 Castle Frank Stn-Esplanade &	3.88	OrionVII	2	16 ' 00 "	32	0	7.3	OrionVII	2	16 ' 00 "	32	0	7.3	OrionVII	2	18 ' 00 "	36	0	6.5	OrionVII	2	16 ' 00 "	32	0	7.3										530a	515a	1030p	1015p			
Saturday	06-Sep-03	Saturday early morning				Saturday morning				Saturday afternoon				Saturday early evening																											
65 Castle Frank Stn-Esplanade &	3.88													OrionVII	2	16 ' 00 "	32	0	7.3																	735p	720p				
65A Castle Frank Stn-Union Stn &	5.60	OrionVII	3	16 ' 00 "	48	0	7.0	OrionVII	3	16 ' 00 "	48	0	7.0	OrionVII	3	16 ' 00 "	48	0	7.0																	540a	518a	610p	546p		
Sunday	24-Nov-02	Sunday early morning				Sunday morning				Sunday afternoon																															
65 Castle Frank Stn-Esplanade &	3.88	OrionVII	1	30 ' 00 "	30	0	7.8	OrionVII	1	30 ' 00 "	30	0	7.8	OrionVII	1	30 ' 00 "	30	0	7.8																	930a	915a	700p	645p		
67 PHARMACY Bir	Monday to Friday	24-Nov-03	Monday-Friday morning peak period				Monday-Friday midday				Monday-Friday afternoon peak period				Monday-Friday early evening																										
67 Victoria Park Stn-Ellesmere	11.14	40'	4	15 ' 00 "	50	10	11.1	40'	3	15 ' 00 "	45	0	14.9	40'	5	10 ' 00 "	50	0	13.4																		516a	540a	700p	725p	
67A Victoria Park Stn-Eglinton	5.79	40'	2	15 ' 00 "	30	0	11.6													40'	2	15 ' 00 "	30	0	11.6												613a	613a	1030p	1045p	
Combined/Average			6	7 ' 30 "				3	15 ' 00 "					5	10 ' 00 "																										
Saturday	30-Nov-02	Saturday early morning				Saturday morning				Saturday afternoon				Saturday early evening																											
67 Victoria Park Stn-Ellesmere	11.14	40'	2	20 ' 00 "	40	0	16.7	40'	2	22 ' 30 "	45	0	14.9	40'	2	22 ' 30 "	45	0	14.9																			516a	540a	700p	722p
67A Victoria Park Stn-Eglinton	5.79													40'	1	30 ' 00 "	25	5	11.6																		730p	743p	1000p	1013p	
Sunday	31-Mar-02	Sunday morning				Sunday afternoon				Sunday early evening																															
67 Victoria Park Stn-Ellesmere	11.14							40'	2	20 ' 00 "	40	0	16.7	40'	2	20 ' 00 "	40	0	16.7																			920a	940a	701p	705p
67A Victoria Park Stn-Eglinton	5.79													40'	1	30 ' 00 "	25	5	11.6																			730p	743p	1000p	1013p



TORONTO TRANSIT COMMISSION

Total RT
dist and
date of
last
change

SERVICE SUMMARY

March 28 to May 8, 2004

Route		Veh type	No. of Veh	Service interval	Run time (min)	Term time (min)	Avg spd (mph)	Veh type	No. of Veh	Service interval	Run time (min)	Term time (min)	Avg spd (mph)	Veh type	No. of Veh	Service interval	Run time (min)	Term time (min)	Avg spd (mph)	Veh type	No. of Veh	Service interval	Run time (min)	Term time (min)	Avg spd (mph)	Veh type	No. of Veh	Service interval	Run time (min)	Term time (min)	Avg spd (mph)	First dep NB or WB	First dep SB or EB	Last dep NB or WB	Last dep SB or EB												
167 PHARMACY NORTH	Bir																																														
Monday to Friday	12-May-03	Monday-Friday morning peak period							Monday-Friday midday							Monday-Friday afternoon peak period																															
167 Don Mills Stn-Steeles	13.20	40'	2	24 ' 00 "	45	3	16.5	40'	1.5	30 ' 00 "	45	0	17.6	40'	2	24 ' 00 "	48	0	16.5															558a	535a	647p	711p										
		Alternates trips with 24A VICTORIA PARK																																													
Saturday	17-May-03	Saturday early morning							Saturday morning							Saturday afternoon																															
167 Don Mills Stn-Steeles	13.20	40'	2	20 ' 00 "	39	1	19.8	40'	2	20 ' 00 "	40	0	19.8	40'	2	20 ' 00 "	40	0	19.8																540a	540a	700p	700p									
66 PRINCE EDWARD	Qsy																																														
Monday to Friday	01-Sep-03	Monday-Friday morning peak period							Monday-Friday midday							Monday-Friday afternoon peak period							Monday-Friday early evening							Monday-Friday late evening																	
66A Old Mill Stn-Humber Loop	6.06	40'	2	15 ' 00 "	26	4	12.1	40'	2	15 ' 00 "	24	6	12.1	40'	2	17 ' 00 "	30	4	10.7	40'	2	15 ' 00 "	24	6	12.1	40'	0.8	30 ' 00 "	24	0	15.2	520a	601a	1248a	100a												
66D Old Mill Stn-Lake Shore	6.27	40'	2	15 ' 00 "	26	4	12.5							40'	2	17 ' 00 "	30	4	11.1														550a	556a	938a	954a											
		Combined/Average			4 7 ' 30 "				2 15 ' 00 "			4 8 ' 30 "				2 15 ' 00 "			0.8 30 ' 00 "							Alternates trips with 80B QUEENSWAY																					
Saturday	22-Feb-03	Saturday early morning							Saturday morning							Saturday afternoon							Saturday early evening							Saturday late evening																	
66A Old Mill Stn-Humber Loop	6.06	40'	1	30 ' 00 "	22	8	12.1	40'	2	15 ' 00 "	24	6	12.1	40'	2	15 ' 00 "	24	6	12.1	40'	2	15 ' 00 "	24	6	12.1	40'	1	30 ' 00 "	22	8	12.1	600a	615a	1245a	100a												
Sunday	31-Aug-03	Sunday morning							Sunday afternoon							Sunday early evening							Sunday late evening																								
66A Old Mill Stn-Humber Loop	6.06							40'	1.3	22 ' 00 "	24	5	12.5	40'	1.3	22 ' 00 "	24	5	12.5	40'	1	30 ' 00 "	24	6	12.1	40'	1	30 ' 00 "	22	8	12.1	845a	900a	1145p	1200a												
		Alternates trips with 80B QUEENSWAY																																													
134 PROGRESS	Mal																																														
Monday to Friday	16-Feb-04	Monday-Friday morning peak period							Monday-Friday midday							Monday-Friday afternoon peak period							Monday-Friday early evening																								
134 Scarborough Centre-Finch	10.50							40'	3	20 ' 00 "	51	9	10.5																																		
134B Scarborough Centre-McNicoll	12.38	40'	4	15 ' 00 "	60	0	12.4							40'	3	20 ' 00 "	60	0	12.4																												
134C Scarborough Centre-Centennial College	4.09	40'	5	5 ' 00 "	24	1	9.8	40'	4	6 ' 00 "	24	0	10.2	40'	3	8 ' 00 "	24	0	10.2	40'	1	20 ' 00 "	20	0	12.3																						
		Combined/Average			9 3 ' 45 "				7 4 ' 37 "			6 5 ' 43 "				1 20 ' 00 "																															
Saturday	22-Feb-03	Saturday early morning							Saturday morning							Saturday afternoon																															
134 Scarborough Centre-Finch	10.50	40'	2	22 ' 30 "	45	0	14.0	40'	3	15 ' 00 "	45	0	14.0	40'	3	15 ' 00 "	45	0	14.0																												
Sunday	30-Mar-03	Sunday early morning							Sunday morning							Sunday afternoon																															
134A Scarborough Centre-McLevin	8.00	40'	1	36 ' 00 "	36	0	13.3	40'	1	36 ' 00 "	36	0	13.3	40'	1	36 ' 00 "	36	0	13.3																												



TORONTO TRANSIT COMMISSION

Total RT
dist and
date of
last
change

SERVICE SUMMARY

March 28 to May 8, 2004

Route		Veh type	No. of Veh	Service interval	Run time (min)	Term time (min)	Avg spd (mph)	Veh type	No. of Veh	Service interval	Run time (min)	Term time (min)	Avg spd (mph)	Veh type	No. of Veh	Service interval	Run time (min)	Term time (min)	Avg spd (mph)	Veh type	No. of Veh	Service interval	Run time (min)	Term time (min)	Avg spd (mph)	Veh type	No. of Veh	Service interval	Run time (min)	Term time (min)	Avg spd (mph)	First dep NB or WB	First dep SB or EB	Last dep NB or WB	Last dep SB or EB									
501 QUEEN	Ron/Rus																																											
Monday to Friday	16-Feb-04		Monday-Friday morning peak period						Monday-Friday midday						Monday-Friday afternoon peak period						Monday-Friday early evening						Monday-Friday late evening																	
501 Neville Park-Long Branch	30.47	ALRV	17	10' 15"	171	4	10.5	ALRV	16	12' 00"	174	18	9.5	ALRV	18	11' 00"	180	18	9.2	ALRV	11.5	16' 00"	174	10	9.9	ALRV	8	20' 00"	160	0	11.4	457a	523a	1245a	1245a									
501 Neville Park-Humber	20.74	ALRV	12	10' 15"	121	2	10.1	ALRV	11	12' 00"	126	6	9.4	ALRV	13	11' 00"	128	15	8.7	ALRV	8.5	16' 00"	126	10	9.2	ALRV	6	20' 00"	115	5	10.4	546a	500a	1255a	107a									
Combined/Average			29	5' 07"					27	6' 00"					31	5' 30"					20	8' 00"						14	10' 00"															
Saturday	21-Feb-04		Saturday early morning						Saturday morning						Saturday afternoon						Saturday early evening						Saturday late evening																	
501 Neville Park-Long Branch	30.47	ALRV	11	15' 00"	155	10	11.1	ALRV	13	14' 30"	176	12	9.7	ALRV	15	13' 30"	188	15	9.0	ALRV	12	15' 00"	170	10	10.2	ALRV	9.5	18' 00"	160	11	10.7	457a	526a	1248a	1229a									
501 Neville Park-Humber	20.74	ALRV	8	15' 00"	110	10	10.4	ALRV	9	14' 30"	126	5	9.5	ALRV	11	13' 30"	136	13	8.4	ALRV	9	15' 00"	122	13	9.2	ALRV	6.5	18' 00"	115	2	10.6	530a	500a	1257a	100a									
Combined/Average			19	7' 30"					22	7' 15"					26	6' 45"					21	7' 30"						16	9' 00"															
Sunday	15-Feb-04		Sunday early morning						Sunday morning						Sunday afternoon						Sunday early evening						Sunday late evening																	
501 Neville Park-Long Branch	30.47	CLRV	8	20' 00"	156	4	11.4	CLRV	9	20' 00"	166	14	10.2	CLRV	11	17' 30"	174	19	9.5	CLRV	8	22' 00"	170	6	10.4	CLRV	7	23' 00"	158	3	11.4	457a	526a	1244a	1231a									
501 Neville Park-Humber	20.74	CLRV	6	20' 00"	110	10	10.4	CLRV	6	20' 00"	120	0	10.4	CLRV	8	17' 30"	126	14	8.9	CLRV	6	22' 00"	122	10	9.4	CLRV	5	23' 00"	112	3	10.8	600a	505a	1255a	1231a									
Combined/Average			14	10' 00"					15	10' 00"					19	8' 45"					14	11' 00"						12	11' 30"															
301 QUEEN	Ron/Rus																																											
Overnight, 7 days a week	31-Aug-03		Monday-Friday overnight						Saturday overnight						Sunday overnight																													
301 Neville Park-Long Branch	30.47	ALRV	5	30' 00"	140	10	12.2	ALRV	5	30' 00"	140	10	12.2	ALRV	5	30' 00"	140	10	12.2																									
80 QUEENSWAY	Qsy																																											
Monday to Friday	31-Mar-03		Monday-Friday morning peak period						Monday-Friday midday						Monday-Friday afternoon peak period						Monday-Friday early evening						Monday-Friday late evening																	
80 Sherway-Keele Stn via Parkside Dr	15.50	40'	3	24' 00"	72	0	12.9	40'	3	22' 00"	62	4	14.1	40'	3	24' 00"	72	0	12.9	40'	2	30' 00"	50	10	15.5																			
80B Sherway-Humber Loop	8.89																											40'	1.2	30' 00"	36	0	14.8											
																												Alternates trips with 66A PRINCE EDWARD																
Saturday	22-Feb-03		Saturday early morning						Saturday morning						Saturday afternoon						Saturday early evening																							
80 Sherway-Keele Stn via Parkside Dr	15.50	40'	2	30' 00"	42	18	15.5	40'	2	30' 00"	52	8	15.5	40'	2	30' 00"	52	8	15.5	40'	2	30' 00"	50	10	15.5																			
Sunday	15-Feb-03		Sunday morning						Sunday afternoon						Sunday early evening																													
80B Sherway-Humber Loop	8.89							40'	1.8	22' 00"	35	2	14.4	40'	1.8	22' 00"	35	2	14.4																									
								Alternates trips with 66A PRINCE EDWARD						Alternates trips with 66A PRINCE EDWARD																														



TORONTO TRANSIT COMMISSION

Total RT
dist and
date of
last
change

SERVICE SUMMARY

March 28 to May 8, 2004

Route	Total RT dist and date of last change	Monday-Friday morning peak period					Monday-Friday midday					Monday-Friday afternoon peak period					Monday-Friday early evening					Monday-Friday late evening					First dep NB or WB	First dep SB or EB	Last dep NB or WB	Last dep SB or EB						
		Veh type	No. of Veh	Service interval	Run time (min)	Term time (min)	Avg spd (mph)	Veh type	No. of Veh	Service interval	Run time (min)	Term time (min)	Avg spd (mph)	Veh type	No. of Veh	Service interval	Run time (min)	Term time (min)	Avg spd (mph)	Veh type	No. of Veh	Service interval	Run time (min)	Term time (min)	Avg spd (mph)	Veh type					No. of Veh	Service interval	Run time (min)	Term time (min)	Avg spd (mph)	
109 RANEE	WII																																			
Monday to Friday	24-Nov-03																																			
109B Eglinton West Stn-Neptune via Marlee and Flemington	8.88	40'	2	25 ' 00 "	50	0	10.7	40'	1.5	30 ' 00 "	45	0	11.8	40'	2	30 ' 00 "	56	4	8.9	40'	2	22 ' 30 "	45	0	11.8	40'	2	22 ' 30 "	45	0	11.8	625a	557a	1230a	1208a	
109C Eglinton West Stn-Neptune via Marlee and Varna	8.13	40'	2	25 ' 00 "	50	0	9.8	40'	1.5	30 ' 00 "	45	0	10.8	40'	2	30 ' 00 "	56	4	8.1														610a	621a	652p	615p
Combined/Average			4	12 ' 30 "					3	15 ' 00 "					4	15 ' 00 "					2	22 ' 30 "					2	22 ' 30 "								
Saturday	29-Nov-03																																			
109B Eglinton West Stn-Neptune via Marlee and Flemington	8.88	40'	1.5	30 ' 00 "	45	0	11.8	40'	1.5	34 ' 00 "	51	0	10.4	40'	1.5	34 ' 00 "	51	0	10.4	40'	1	45 ' 00 "	45	0	11.8	40'	1	45 ' 00 "	45	0	11.8	637a	645a	1215a	1153p	
109C Eglinton West Stn-Neptune via Marlee and Varna	8.13	40'	1.5	30 ' 00 "	45	0	10.8	40'	1.5	34 ' 00 "	51	0	9.6	40'	1.5	34 ' 00 "	51	0	9.6														622a	700a	700p	700p
Combined/Average			3	15 ' 00 "					3	17 ' 00 "					3	17 ' 00 "					1	45 ' 00 "					1	45 ' 00 "								
Sunday	29-Nov-03																																			
109B Eglinton West Stn-Neptune via Marlee and Flemington	8.88							40'	1	40 ' 00 "	40	0	13.3	40'	1.5	34 ' 00 "	51	0	10.4	40'	1	45 ' 00 "	45	0	11.8							900a	840a	1000p	938p	
109C Eglinton West Stn-Neptune via Marlee and Varna	8.13							40'	1	40 ' 00 "	40	0	12.2	40'	1.5	34 ' 00 "	51	0	9.6													920a	900a	640p	700p	
Combined/Average									2	20 ' 00 "					3	17 ' 00 "					1	45 ' 00 "					1	45 ' 00 "								
48 RATHBURN	Qsy																																			
Monday to Friday	01-Sep-03																																			
48 Royal York Stn-Mill Rd	10.79	40'	4	11 ' 00 "	44	0	14.7	40'	2	20 ' 00 "	40	0	16.2	40'	3	15 ' 00 "	44	1	14.4	40'	1.5	30 ' 00 "	40	5	14.4	Alternates trips with 15 EVANS					540a	520a	1000p	950p		
Saturday	30-Nov-02																																			
48 Royal York Stn-Mill Rd	10.79	40'	1.5	30 ' 00 "	40	5	14.4	40'	1.5	30 ' 00 "	45	0	14.4	40'	1.5	30 ' 00 "	45	0	14.4	40'	1.5	30 ' 00 "	40	5	14.4	Alternates trips with 15 EVANS					610a	610a	1015p	1005p		
Sunday	24-Nov-02																																			
48 Royal York Stn-Mill Rd	10.79							40'	1.5	30 ' 00 "	45	0	14.4	40'	1.5	30 ' 00 "	45	0	14.4	40'	1	45 ' 00 "	44	1	14.4	Alternates trips with 15 EVANS					844a	844a	1000p	940p		
161 ROGERS RD	WII																																			
Monday to Friday	01-Sep-03																																			
161 Ossington Stn-Jane	11.12	OrionVI	7	10 ' 20 "	72	0	9.2	OrionVI	5	14 ' 00 "	68	2	9.5	OrionVI	6	12 ' 30 "	75	0	8.9	OrionVI	4	15 ' 00 "	60	0	11.1						534a	610a	1100p	1117p		
161A Ossington Stn-Weston Rd	8.26																									OrionVI	2	20 ' 00 "	38	2	12.4	514a	120a	101a		
Saturday	23-Feb-02																																			
161 Ossington Stn-Jane	11.12	OrionVI	5	13 ' 00 "	64	1	10.3	OrionVI	6	12 ' 00 "	68	4	9.3	OrionVI	6	12 ' 00 "	68	4	9.3	OrionVI	4	15 ' 00 "	60	0	11.1						538a	610a	1100p	1117p		
161A Ossington Stn-Weston Rd	8.26																									OrionVI	2	20 ' 00 "	38	2	12.4	530a	534a	120a	101a	
Sunday	31-Aug-03																																			
161 Ossington Stn-Jane	11.12							OrionVI	4	16 ' 00 "	64	0	10.4	OrionVI	5	15 ' 00 "	68	7	8.9	OrionVI	3	20 ' 00 "	60	0	11.1						830a	908a	1100p	1117p		
161A Ossington Stn-Weston Rd	8.26	OrionVI	2	20 ' 00 "	40	0	12.4																			OrionVI	2	20 ' 00 "	38	2	12.4	550a	610a	120a	101a	

**TORONTO TRANSIT COMMISSION**Total RT
dist and
date of
last
change**SERVICE SUMMARY**

March 28 to May 8, 2004

Route	Total RT dist and date of last change	Monday-Friday morning peak period					Monday-Friday midday					Monday-Friday afternoon peak period					Monday-Friday early evening					Monday-Friday late evening					First dep NB or WB	First dep SB or EB	Last dep NB or WB	Last dep SB or EB									
		Veh type	No. of Veh	Service interval	Run time (min)	Term time (min)	Avg spd (mph)	Veh type	No. of Veh	Service interval	Run time (min)	Term time (min)	Avg spd (mph)	Veh type	No. of Veh	Service interval	Run time (min)	Term time (min)	Avg spd (mph)	Veh type	No. of Veh	Service interval	Run time (min)	Term time (min)	Avg spd (mph)	Veh type					No. of Veh	Service interval	Run time (min)	Term time (min)	Avg spd (mph)				
82 ROSEDALE	Bir/Egl																																						
Monday to Friday	13-May-02																																						
82 Rosedale Stn-Summerhill	3.37	40'	2	11 ' 00 "	22	0	9.2	40'	1	20 ' 00 "	20	0	10.1	40'	2	10 ' 00 "	20	0	10.1	40'	1	20 ' 00 "	20	0	10.1	Lift	0.7	30 ' 00 "	21	0	9.6	625a	615a	1212a	1220a				
Alternates trips with 75 SHERBOURNE																																							
Saturday	18-May-02																																						
82 Rosedale Stn-Summerhill	3.37	40'	1	20 ' 00 "	20	0	10.1	40'	1	20 ' 00 "	20	0	10.1	40'	1	20 ' 00 "	20	0	10.1	Lift	0.7	30 ' 00 "	16	5	9.6	Lift	0.7	30 ' 00 "	21	0	9.6	710a	720a	1212a	1220a				
Alternates trips with 75 SHERBOURNE																																							
Sunday	31-Mar-02																																						
82 Rosedale Stn-Summerhill	3.37																																						
Lift 0.7 30 ' 00 " 16 5 9.6 Alternates trips with 75 SHERBOURNE																																							
73 ROYAL YORK	Qsy																																						
Monday to Friday	24-Nov-03																																						
73 Royal York Stn-Humberline via Albion Rd	20.16	Operates earlier trips																																					
73A Royal York Stn-Dixon Rd	7.86	40'	2.5	16 ' 00 "	32	8	11.8						40'	2	20 ' 00 "	32	8	11.8						40'	4	20 ' 00 "	80	0	15.1	40'	4	20 ' 00 "	65	15	15.1	838a	920a	1253p	136p
623p 720p 1240a 1240a																																							
73B Royal York Stn-Eglinton and La Rose Ave	5.80	40'	1	30 ' 00 "	26	4	11.6						40'	1	30 ' 00 "	27	3	11.6						40'	1	30 ' 00 "	25	5	15.7						548a	611a	828a	851a	
227p 250p 547p 610p																																							
73C Royal York Stn-Claireport via Albion Rd	21.41	40'	5.5	16 ' 00 "	88	0	14.6						40'	6	18 ' 00 "	98	10	11.9						40'	6	18 ' 00 "	98	10	11.9						704a	652a	917a	928a	
306p 325p 636p 625p																																							
518a 605a 818a 900a																																							
105p 150p 610p 700p																																							
Combined/Average		9 6 ' 19 "					7 12 ' 00 "					9 7 ' 12 "					4 20 ' 00 "					4 20 ' 00 "																	
Saturday	22-Feb-03																																						
73 Royal York Stn-Humberline via Albion Rd	20.16	40'	5	15 ' 00 "	70	5	16.1	40'	6	15 ' 00 "	79	11	13.4	40'	6	15 ' 00 "	79	11	13.4	40'	4	20 ' 00 "	71	9	15.1						515a	535a	1000p	1015p					
73A Royal York Stn-Dixon Rd	7.86																																						
40' 1 30 ' 00 " 25 5 15.7 1030p 1045p 1230a 1245a																																							
Sunday	16-Feb-03																																						
73 Royal York Stn-Humberline via Albion Rd	20.16	40'	3	30 ' 00 "	79	11	13.4	40'	3	30 ' 00 "	79	11	13.4																800a	745a	700p	715p							
73A Royal York Stn-Dixon Rd	7.86																																						
40' 1 30 ' 00 " 25 5 15.7 730p 815p 1230a 1245a																																							
76 ROYAL YORK SOUTH	Qsy																																						
Monday to Friday	01-Sep-03																																						
76 Royal York Stn-Lake Shore	6.97	40'	6	5 ' 40 "	34	0	12.3	40'	4	9 ' 00 "	34	2	11.6	40'	4	8 ' 30 "	34	0	12.3	40'	2	15 ' 00 "	29	1	13.9	40'	2	15 ' 00 "	28	2	13.9	525a	544a	117a	137a				
654a 706a 845a 900a																																							
76B Royal York Stn-Queensway and Grand Ave	4.00	40'	1	30 ' 00 "	26	4	8.0						40'	1	30 ' 00 "	26	4	8.0																355p	341p	631p	617p		
355p 341p 631p 617p																																							
Combined/Average		7 4 ' 46 "					4 9 ' 00 "					5 6 ' 37 "					2 15 ' 00 "					2 15 ' 00 "																	
Saturday	30-Nov-02																																						
76 Royal York Stn-Lake Shore	6.97	40'	2	15 ' 00 "	30	0	13.9	40'	3	12 ' 00 "	33	3	11.6	40'	3	12 ' 00 "	33	3	11.6	40'	2	15 ' 00 "	29	1	13.9	40'	2	15 ' 00 "	28	2	13.9	602a	600a	1247a	1245a				
Sunday	16-Feb-03																																						
76 Royal York Stn-Lake Shore	6.97																																						
40' 2 15 ' 00 " 30 0 13.9 40' 2 15 ' 00 " 30 0 13.9 40' 2 15 ' 00 " 29 1 13.9 40' 2 15 ' 00 " 28 2 13.9 847a 900a 1247a 1245a																																							



TORONTO TRANSIT COMMISSION

Total RT
dist and
date of
last
change

SERVICE SUMMARY

March 28 to May 8, 2004

Route		Veh type	No. of Veh	Service interval	Run time (min)	Term time (min)	Avg spd (mph)	Veh type	No. of Veh	Service interval	Run time (min)	Term time (min)	Avg spd (mph)	Veh type	No. of Veh	Service interval	Run time (min)	Term time (min)	Avg spd (mph)	Veh type	No. of Veh	Service interval	Run time (min)	Term time (min)	Avg spd (mph)	Veh type	No. of Veh	Service interval	Run time (min)	Term time (min)	Avg spd (mph)	First dep NB or WB	First dep SB or EB	Last dep NB or WB	Last dep SB or EB						
71 RUNNYMEDE	Osy																																								
Monday to Friday	01-Sep-03		Monday-Friday morning peak period					Monday-Friday midday					Monday-Friday afternoon peak period					Monday-Friday early evening					Monday-Friday late evening																		
71 Runnymede Stn-St Clair	4.10	40'	1.1	24 ' 00 "	26	0	9.3	40'	0.8	30 ' 00 "	19	6	9.8	40'	0.8	30 ' 00 "	23	0	10.7	40'	1	20 ' 00 "	16	4	12.3	40'	1	20 ' 00 "	12	8	12.3	533a	600a	1258a	115a						
71B Runnymede Stn-Industry St	7.45	40'	2.1	24 ' 00 "	45	5	8.9	40'	1.8	30 ' 00 "	42	13	8.1	40'	1.8	30 ' 00 "	42	11	8.4	40'	1	20 ' 00 "	16	4	12.3	40'	1	20 ' 00 "	12	8	12.3	523a	541a	710p	713p						
Combined/Average			3.2	12 ' 00 "					2.6	15 ' 00 "					1	20 ' 00 "					1	20 ' 00 "																			
			Alternates trips with 77 SWANSEA					Alternates trips with 77 SWANSEA					Alternates trips with 77 SWANSEA					Alternates trips with 77 SWANSEA					Alternates trips with 77 SWANSEA																		
Saturday	22-Feb-03		Saturday early morning					Saturday morning					Saturday afternoon					Saturday early evening					Saturday late evening																		
71 Runnymede Stn-St Clair	4.10	40'	1	20 ' 00 "	12	8	12.3	40'	1	24 ' 00 "	22	2	10.3	40'	1	24 ' 00 "	22	2	10.3	40'	1	21 ' 00 "	18	4	11.2	40'	1	20 ' 00 "	12	8	12.3	553a	607a	1258a	115a						
			Alternates trips with 77 SWANSEA					Alternates trips with 77 SWANSEA					Alternates trips with 77 SWANSEA					Alternates trips with 77 SWANSEA					Alternates trips with 77 SWANSEA																		
Sunday	16-Feb-03		Sunday early morning					Sunday morning					Sunday afternoon					Sunday early evening					Sunday late evening																		
71 Runnymede Stn-St Clair	4.10	40'	1.1	22 ' 00 "	19	5	10.3	40'	1.1	22 ' 00 "	19	5	10.3	40'	1	24 ' 00 "	21	3	10.3	40'	1	20 ' 00 "	16	4	12.3	40'	1	20 ' 00 "	12	8	12.3	819a	830a	1258a	115a						
			Alternates trips with 77 SWANSEA					Alternates trips with 77 SWANSEA					Alternates trips with 77 SWANSEA					Alternates trips with 77 SWANSEA					Alternates trips with 77 SWANSEA																		
78 ST ANDREWS	Wii																																								
Monday to Friday	31-Mar-03		Monday-Friday morning peak period					Monday-Friday midday					Monday-Friday afternoon peak period					Monday-Friday early evening																							
78 York Mills Stn-Bayview	5.99	40'	3	10 ' 00 "	30	0	12.0	40'	1	30 ' 00 "	30	0	12.0	40'	2	15 ' 00 "	30	0	12.0	40'	1	30 ' 00 "	30	0	12.0																
512 ST CLAIR	Ron																																								
Monday to Friday	01-Sep-03		Monday-Friday morning peak period					Monday-Friday midday					Monday-Friday afternoon peak period					Monday-Friday early evening					Monday-Friday late evening																		
512 St Clair Stn-Keele	8.70	CLRV	12	5 ' 20 "	64	0	8.2	CLRV	10	7 ' 00 "	62	8	7.5	CLRV	19	3 ' 45 "	64	8	7.3	CLRV	8	7 ' 30 "	60	0	8.7	CLRV	6	9 ' 00 "	54	0	9.7	522a	500a	152a	145a						
512 St Clair Stn-Lansdowne	6.57	CLRV	10	5 ' 20 "	50	4	7.4								19	3 ' 45 "					8	7 ' 30 "					6	9 ' 00 "					624a	652a	838a	906a					
Combined/Average			22	2 ' 40 "					10	7 ' 00 "					19	3 ' 45 "					8	7 ' 30 "					6	9 ' 00 "													
Saturday	05-Apr-03		Saturday early morning					Saturday morning					Saturday afternoon					Saturday early evening					Saturday late evening																		
512 St Clair Stn-Keele	8.70	CLRV	6	8 ' 40 "	52	0	10.0	CLRV	10	8 ' 00 "	70	10	6.5	CLRV	10	8 ' 00 "	72	8	6.5	CLRV	7	8 ' 00 "	56	0	9.3	CLRV	5	11 ' 10 "	56	0	9.4	522a	500a	152a	145a						
			Alternates trips with 77 SWANSEA					Alternates trips with 77 SWANSEA					Alternates trips with 77 SWANSEA					Alternates trips with 77 SWANSEA					Alternates trips with 77 SWANSEA																		
Sunday	30-Mar-03		Sunday early morning					Sunday morning					Sunday afternoon					Sunday early evening					Sunday late evening																		
512 St Clair Stn-Keele	8.70	CLRV	5	10 ' 00 "	50	0	10.4	CLRV	8	9 ' 00 "	63	9	7.3	CLRV	8	9 ' 00 "	63	9	7.3	CLRV	6	9 ' 30 "	57	0	9.2	CLRV	4	14 ' 00 "	56	0	9.3	522a	500a	152a	145a						
			Alternates trips with 77 SWANSEA					Alternates trips with 77 SWANSEA					Alternates trips with 77 SWANSEA					Alternates trips with 77 SWANSEA					Alternates trips with 77 SWANSEA																		
312 ST CLAIR	Arw																																								
Overnight, 7 days a week	03-Sep-02		Monday-Friday overnight					Saturday overnight					Sunday overnight																												
312 St Clair Stn-Jane Stn	13.44	40'	2	30 ' 00 "	60	0	13.4	40'	2	30 ' 00 "	60	0	13.4	40'	2	30 ' 00 "	60	0	13.4																						

Overnight service on St. Clair provided by 312 ST CLAIR



TORONTO TRANSIT COMMISSION

Total RT
dist and
date of
last
change

SERVICE SUMMARY

March 28 to May 8, 2004

Route		Veh type	No. of Veh	Service interval	Run time (min)	Term time (min)	Avg spd (mph)	Veh type	No. of Veh	Service interval	Run time (min)	Term time (min)	Avg spd (mph)	Veh type	No. of Veh	Service interval	Run time (min)	Term time (min)	Avg spd (mph)	Veh type	No. of Veh	Service interval	Run time (min)	Term time (min)	Avg spd (mph)	Veh type	No. of Veh	Service interval	Run time (min)	Term time (min)	Avg spd (mph)	First dep NB or WB	First dep SB or EB	Last dep NB or WB	Last dep SB or EB									
86 SCARBOROUGH	Egl																																											
Monday to Friday	16-Feb-04	Monday-Friday morning peak period							Monday-Friday midday							Monday-Friday afternoon peak period							Monday-Friday early evening							Monday-Friday late evening														
86 Kennedy Stn-Sheppard	17.60													40'	8	9'00"	72	0	14.7	40'	5	14'00"	66	4	15.1																			
86A Kennedy Stn-Toronto Zoo	19.62	40'	4	20'00"	76	4	14.7	40'	8	10'30"	78	6	14.0	40'	6	13'20"	79	1	14.7																									
86B Kennedy Stn-Highland Creek	13.50	40'	3	20'00"	56	4	13.5																																					
86D Kennedy Stn-Beechgrove via Lawrence	14.01	40'	3	20'00"	60	0	14.0	40'	2	30'00"	57	3	14.0	40'	3	21'00"	63	0	13.3																									
86E Kennedy Stn-Sheppard Express	17.60	40'	11	5'30"	60	1	17.5							40'	6	11'00"	65	1	16.0																									
Combined/Average			21	3'01"					10	7'47"					15	4'41"					8	9'00"						5	14'00"															
Saturday	29-Nov-03	Saturday early morning							Saturday morning							Saturday afternoon							Saturday early evening							Saturday late evening														
86 Kennedy Stn-Sheppard	17.60	40'	7	10'00"	70	0	15.1	40'	7	10'00"	70	0	15.1	40'	9	8'00"	72	0	14.7	40'	6	12'00"	72	0	14.7	40'	5	14'00"	65	5	15.1													
Sunday	31-Aug-03	Sunday early morning							Sunday morning							Sunday afternoon							Sunday early evening							Sunday late evening														
86 Kennedy Stn-Sheppard	17.60	40'	6	13'00"	68	10	13.5	40'	6	13'00"	68	10	13.5	40'	7	11'00"	68	9	13.7	40'	5	15'00"	65	10	14.1	40'	5	15'00"	65	10	14.1													
Toronto Zoo hours are 9:00am to 6:00pm.																																												
Overnight service on Eglinton Avenue and Kingston Road provided by 305 EGLINTON EAST																																												
190 SCARBOROUGH CENTRE ROCKET	Egl																																											
Monday to Friday	16-Feb-04	Monday-Friday morning peak period							Monday-Friday midday							Monday-Friday afternoon peak period																												
190 Don Mills Stn-Scarborough Centre Stn	10.50	D40LF	4	12'00"	48	0	13.1	D40LF	3	15'00"	38	7	14.0	D40LF	4	12'00"	48	0	13.1																									
3 SCARBOROUGH RT	DanSub																																											
Monday to Friday	24-Nov-03	Monday-Friday morning peak period							Monday-Friday midday							Monday-Friday afternoon peak period							Monday-Friday early evening							Monday-Friday late evening														
3 Kennedy Stn-McCowan Stn	7.96	4carS	6	3'30"	21	0	22.7	4carS	4	5'30"	22	0	21.7	4carS	6	3'40"	22	0	21.7	4carS	4	5'30"	22	0	21.7	4carS	4	5'30"	22	0	21.7	4carS	4	5'30"	22	0	21.7							
Saturday	29-Nov-03	Saturday early morning							Saturday morning							Saturday afternoon							Saturday early evening							Saturday late evening														
3 Kennedy Stn-McCowan Stn	7.96	4carS	4	5'30"	22	0	21.7	4carS	4	5'30"	22	0	21.7	4carS	4	5'30"	22	0	21.7	4carS	4	5'30"	22	0	21.7	4carS	4	5'30"	22	0	21.7	4carS	4	5'30"	22	0	21.7							
Sunday	23-Nov-03	Sunday morning							Sunday afternoon							Sunday early evening							Sunday late evening																					
3 Kennedy Stn-McCowan Stn	7.96	4carS	4	5'30"	22	0	21.7	4carS	4	5'30"	22	0	21.7	4carS	4	5'30"	22	0	21.7	4carS	4	5'30"	22	0	21.7	4carS	4	5'30"	22	0	21.7	4carS	4	5'30"	22	0	21.7							

McCowan to Kennedy is WB;
Kennedy to McCowan is EB



TORONTO TRANSIT COMMISSION

Total RT
dist and
date of
last
change

SERVICE SUMMARY

March 28 to May 8, 2004

Route	Total RT dist and date of last change	Veh type	No. of Veh	Service interval	Run time (min)	Term time (min)	Avg spd (mph)	Veh type	No. of Veh	Service interval	Run time (min)	Term time (min)	Avg spd (mph)	Veh type	No. of Veh	Service interval	Run time (min)	Term time (min)	Avg spd (mph)	Veh type	No. of Veh	Service interval	Run time (min)	Term time (min)	Avg spd (mph)	Veh type	No. of Veh	Service interval	Run time (min)	Term time (min)	Avg spd (mph)	First dep NB or WB	First dep SB or EB	Last dep NB or WB	Last dep SB or EB	
79 SCARLETT RD	Wii																																			
Monday to Friday	01-Sep-03	Monday-Friday morning peak period							Monday-Friday midday							Monday-Friday afternoon peak period							Monday-Friday early evening							Monday-Friday late evening						
79 Runnymede Stn-Lawrence & Jane	11.96	40/Lift	5.5	11 ' 00 "	60	1	11.9	40/Lift	4	15 ' 00 "	54	6	12.0	40/Lift	4	14 ' 30 "	58	0	12.4	40/Lift	4	12 ' 00 "	48	0	15.0	40/Lift	1	60 ' 00 "	50	10	12.0	530a	505a	1230a	1200a	
79B Runnymede Stn-Lawrence & Jane via St Clair U	12.00	40/Lift	5.5	11 ' 00 "	60	1	11.9							40/Lift	4	14 ' 30 "	58	0	12.4																	
Combined/Average			11	5 ' 30 "					4	15 ' 00 "					8	7 ' 15 "					4	12 ' 00 "					1	60 ' 00 "								
		79B operates northbound via St. Clair							79B operates southbound via St. Clair																											
Saturday	18-May-02	Saturday early morning							Saturday morning							Saturday afternoon							Saturday early evening							Saturday late evening						
79 Runnymede Stn-Lawrence & Jane	11.96	Lift	2	25 ' 00 "	50	0	14.4	Lift	3	20 ' 00 "	53	7	12.0	Lift	3	20 ' 00 "	53	7	12.0	Lift	2	25 ' 00 "	50	0	14.4	Lift	1	60 ' 00 "	50	10	12.0	540a	605a	1230a	1200a	
		Alternates trips with 77 SWANSEA							Alternates trips with 77 SWANSEA							Alternates trips with 77 SWANSEA							Alternates trips with 77 SWANSEA							Alternates trips with 77 SWANSEA						
Sunday	12-May-02	Sunday morning							Sunday afternoon							Sunday early evening							Sunday late evening													
79 Runnymede Stn-Lawrence & Jane	11.96							Lift	2	30 ' 00 "	54	6	12.0	Lift	3	20 ' 00 "	53	7	12.0	Lift	2	25 ' 00 "	50	0	14.4	Lift	1	60 ' 00 "	50	10	12.0	800a	830a	1130p	1100p	
		Alternates trips with 77 SWANSEA							Alternates trips with 77 SWANSEA							Alternates trips with 77 SWANSEA							Alternates trips with 77 SWANSEA							Alternates trips with 77 SWANSEA						
776 SERVICE RELIEF BUSES - BIRCHMOUNT DIVISION	Bir																																			
Monday to Friday	07-Sep-99															Monday-Friday afternoon peak period																				
Service relief buses																40' 3 Victoria Park Stn																				
																3 Warden Stn																				
																6																				
777 SERVICE RELIEF BUSES - WILSON DIVISION	Wii																																			
Monday to Friday	2-Sep-97															Monday-Friday afternoon peak period																				
Service relief buses																40' 4 Downsview Stn																				



TORONTO TRANSIT COMMISSION

Total RT
dist and
date of
last
change

SERVICE SUMMARY

March 28 to May 8, 2004

Route			No. of Veh	Service interval	Run time (min)	Term time (min)	Avg spd (mph)		No. of Veh	Service interval	Run time (min)	Term time (min)	Avg spd (mph)		No. of Veh	Service interval	Run time (min)	Term time (min)	Avg spd (mph)		No. of Veh	Service interval	Run time (min)	Term time (min)	Avg spd (mph)		No. of Veh	Service interval	Run time (min)	Term time (min)	Avg spd (mph)	First dep NB or WB	First dep SB or EB	Last dep NB or WB	Last dep SB or EB							
85 SHEPPARD EAST &	Mal	<i>Italicised branch names and branch letters are for internal use only</i>																																								
Monday to Friday	31-Mar-03	Monday-Friday morning peak period							Monday-Friday midday							Monday-Friday afternoon peak period							Monday-Friday early evening							Monday-Friday late evening												
85 Sheppard-Yonge Stn-Meadvale &	25.34	Lift	13	10 ' 00 "	124	6	11.7	Lift	5.5	23 ' 00 "	115	11	12.0	Lift	13	11 ' 00 "	137	6	10.6	Lift	5.5	20 ' 00 "	110	0	13.8	Lift	3.5	30 ' 00 "	105	0	14.5	457a	500a	121a	213a							
85 To Sheppard-Yonge Stn																																										
85 To Meadowvale																																										
85A Don Mills Stn-Rouge Hill GO Stn	29.76	Lift	11	10 ' 00 "	109	1	16.2	Lift	5	23 ' 00 "	104	11	15.5	Lift	11	11 ' 00 "	117	4	14.8	Lift	5.5	20 ' 00 "	97	13	16.2																	
85A To Don Mills Stn																																										
85A To Rouge Hill GO Stn																																										
85C Don Mills Stn-Meadowvale &	19.50							Lift	3.5	23 ' 00 "	79	1	14.5													Lift	2.5	30 ' 00 "	73	2	15.6	912a	930a	255p	227p							
85A To Don Mills Stn																																										
85 To Meadowvale																																										
Combined/Average			24	5 ' 00 "					14	7 ' 40 "					24	5 ' 30 "					11	10 ' 00 "					6	15 ' 00 "														
Saturday	03-Apr-04	Saturday early morning							Saturday morning							Saturday afternoon							Saturday early evening							Saturday late evening												
85 Sheppard-Yonge Stn-Meadvale &	25.34																				Lift	9	15 ' 00 "	120	15	11.3	Lift	3.5	30 ' 00 "	104	1	14.5	842p	730p	121a	213a						
85 To Sheppard-Yonge Stn																																										
85 To Meadowvale																																										
85A Don Mills Stn-Rouge Hill GO Stn	29.76																																									
85A To Don Mills Stn																																										
85A To Rouge Hill GO Stn																																										
85B Sheppard-Yonge Stn-Trnto Zoo &	27.44	Lift	3.5	30 ' 00 "	105	0	14.5	Lift	9	15 ' 00 "	132	3	12.2	Lift	11	12 ' 00 "	132	0	12.5																							
85 To Sheppard-Yonge Stn																																										
85B To Toronto Zoo																																										
85C Don Mills Stn-Meadvale &	19.50																										Lift	2.5	30 ' 00 "	70	5	15.6	1036p	943p	136a	215a						
85A To Don Mills Stn																																										
85 To Meadowvale																																										
85D Don Mills Stn-Rouge Hill GO Stn via Toronto Zoo	36.76	Lift	4	30 ' 00 "	107	13	18.4	Lift	4	30 ' 00 "	112	8	9.8	Lift	5	24 ' 00 "	112	8	18.4																							
85A To Don Mills Stn via Toronto Zoo																																										
85A To Rouge Hill GO Stn via Trnto Zoo																																										
85F Don Mills Stn-Toronto Zoo &	21.12	Lift	2.5	30 ' 00 "	75	0	16.9	Lift	3	30 ' 00 "	87	3	24.5	Lift	4	24 ' 00 "	87	9	13.2																							
85A To Don Mills Stn																																										
85B To Toronto Zoo																																										
Combined/Average			10	10 ' 00 "					16	7 ' 30 "					20	6 ' 00 "					16	7 ' 30 "					6	15 ' 00 "														
Sunday	28-Mar-04	Sunday early morning							Sunday morning							Sunday afternoon							Sunday early evening							Sunday late evening												
85 Sheppard-Yonge Stn-Meadvale &	25.34																										Lift	4	30 ' 00 "	110	10	12.7	Lift	5	20 ' 00 "	100	0	15.2	851p	745p	123a	213a
85 To Sheppard-Yonge Stn																																										
85 To Meadowvale																																										
85A Don Mills Stn-Rouge Hill GO Stn	31.91																																									
85A To Don Mills Stn																																										
85A To Rouge Hill GO Stn																																										
85B Sheppard-Yonge Stn-Trnto Zoo &	27.44	Lift	5	20 ' 00 "	100	0	16.5	Lift	8	15 ' 00 "	112	8	16.0	Lift	9	14 ' 00 "	120	6	15.2																							
85 To Sheppard-Yonge Stn																																										
85B To Toronto Zoo																																										
85D Don Mills Stn-Rouge Hill GO Stn via Toronto Zoo	36.76																																									
85A To Don Mills Stn via Toronto Zoo																																										
85A To Rouge Hill GO Stn via Trnto Zoo																																										
85F Don Mills Stn-Toronto Zoo &	21.12																																									
85A To Don Mills Stn																																										
85B To Toronto Zoo																																										
Combined/Average			5	20 ' 00 "					15	7 ' 30 "					16	7 ' 00 "					7	15 ' 00 "					5	20 ' 00 "														

Toronto Zoo hours are from 9:00am to 6:00pm.



TORONTO TRANSIT COMMISSION

Total RT
dist and
date of
last
change

SERVICE SUMMARY

March 28 to May 8, 2004

Route	Total RT dist and date of last change	Veh type	No. of Veh	Service interval	Run time (min)	Term time (min)	Avg spd (mph)	Veh type	No. of Veh	Service interval	Run time (min)	Term time (min)	Avg spd (mph)	Veh type	No. of Veh	Service interval	Run time (min)	Term time (min)	Avg spd (mph)	Veh type	No. of Veh	Service interval	Run time (min)	Term time (min)	Avg spd (mph)	Veh type	No. of Veh	Service interval	Run time (min)	Term time (min)	Avg spd (mph)	First dep NB or WB	First dep SB or EB	Last dep NB or WB	Last dep SB or EB		
4 SHEPPARD SUBWAY	WiiSub 25-Nov-02	Monday-Friday morning peak period																																			
Monday to Friday		Monday-Friday midday																																			
Monday to Friday		Monday-Friday afternoon peak period																																			
Monday to Friday		Monday-Friday early evening																																			
Monday to Friday		Monday-Friday late evening																																			
4 Sheppard-Yonge Stn-Don Mills Stn	6.80	4carT	4	5 ' 30 "	22	0	18.5	4carT	4	5 ' 30 "	22	0	18.5	4carT	4	5 ' 30 "	22	0	18.5	4carT	4	5 ' 30 "	22	0	18.5	4carT	4	5 ' 30 "	22	0	18.5	531a	542a	225a	214a		
Saturday	30-Nov-02	Saturday early morning																																			
Saturday		Saturday morning																																			
Saturday		Saturday afternoon																																			
Saturday		Saturday early evening																																			
Saturday		Saturday late evening																																			
4 Sheppard-Yonge Stn-Don Mills Stn	6.80	4carT	4	5 ' 30 "	22	0	18.5	4carT	4	5 ' 30 "	22	0	18.5	4carT	4	5 ' 30 "	22	0	18.5	4carT	4	5 ' 30 "	22	0	18.5	4carT	4	5 ' 30 "	22	0	18.5	547a	558a	225a	214a		
Sunday	24-Nov-02	Sunday morning																																			
Sunday		Sunday afternoon																																			
Sunday		Sunday early evening																																			
Sunday		Sunday late evening																																			
4 Sheppard-Yonge Stn-Don Mills Stn	6.80							4carT	4	5 ' 30 "	22	0	18.5	4carT	4	5 ' 30 "	22	0	18.5	4carT	4	5 ' 30 "	22	0	18.5	4carT	4	5 ' 30 "	22	0	18.5	849a	900a	225a	214a		
84 SHEPPARD WEST	Arw 01-Sep-03	Monday-Friday morning peak period																																			
Monday to Friday		Monday-Friday midday																																			
Monday to Friday		Monday-Friday afternoon peak period																																			
Monday to Friday		Monday-Friday early evening																																			
Monday to Friday		Monday-Friday late evening																																			
84 Sheppard-Yonge Stn-Weston Rd	15.94	40'	7	10 ' 30 "	70	4	13.0	40'	6	12 ' 00 "	70	2	13.3	40'	6	13 ' 30 "	70	11	11.8	40'	4	16 ' 00 "	60	4	14.9	40'	3	22 ' 00 "	60	6	14.5	515a	530a	210a	145a		
84A Sheppard-Yonge Stn-Steeles via Arrow Rd	21.00	40'	4.5	21 ' 00 "	91	4	13.3							40'	3.5	27 ' 00 "	92	3	13.3														550a	622a	838a	849a	
84D Sheppard Yonge Stn-Steeles via Oakdale	21.00	40'	4.5	21 ' 00 "	90	5	13.3							40'	3.5	27 ' 00 "	92	3	13.3														230p	251p	515p	535p	
Combined/Average			16	5 ' 15 "					6	12 ' 00 "					13	6 ' 45 "					4	16 ' 00 "						3	22 ' 00 "				601a	647a	849a	914a	
Saturday	06-Sep-03	Saturday early morning																																			
Saturday		Saturday morning																																			
Saturday		Saturday afternoon																																			
Saturday		Saturday early evening																																			
Saturday		Saturday late evening																																			
84 Sheppard-Yonge Stn-Weston Rd	15.94	40'	5	13 ' 00 "	58	7	14.7	40'	5	13 ' 00 "	61	4	14.7	40'	6	12 ' 00 "	70	2	13.3	40'	4	16 ' 00 "	61	3	14.9	40'	3	22 ' 00 "	61	5	14.5	520a	545a	210a	145a		
Sunday	31-Aug-03	Sunday early morning																																			
Sunday		Sunday morning																																			
Sunday		Sunday afternoon																																			
Sunday		Sunday early evening																																			
Sunday		Sunday late evening																																			
84 Sheppard-Yonge Stn-Weston Rd	15.94	40'	4	16 ' 00 "	58	6	14.9	40'	4	16 ' 00 "	61	3	14.9	40'	4	16 ' 00 "	61	3	14.9	40'	3	22 ' 00 "	60	6	14.5	40'	3	22 ' 00 "	60	6	14.5	750a	800a	145a	150a		
75 SHERBOURNE	Egl 29-Mar-04	75A branch designation is for internal use only																																			
Monday to Friday		Monday-Friday morning peak period																																			
Monday to Friday		Monday-Friday midday																																			
Monday to Friday		Monday-Friday afternoon peak period																																			
Monday to Friday		Monday-Friday early evening																																			
Monday to Friday		Monday-Friday late evening																																			
75 South Drive-Queens Quay	5.00	OrionVII	4	11 ' 00 "	44	0	6.8	OrionVII	3	15 ' 00 "	45	0	6.7	OrionVII	4	12 ' 00 "	48	0	6.3	OrionVII	2	20 ' 00 "	40	0	7.5									530a	515a		
75A South Drive & Summerhill-Queens Quay	6.00																					1.3	30 ' 00 "	39	0	9.2									1250a	1232a	
Saturday	04-Apr-04	Saturday early morning																																			
Saturday		Saturday morning																																			
Saturday		Saturday afternoon																																			
Saturday		Saturday early evening																																			
Saturday		Saturday late evening																																			
75 South Drive-Queens Quay	5.00	OrionVII	2	15 ' 00 "	30	0	10.0	OrionVII	2	20 ' 00 "	40	0	7.5	OrionVII	2	20 ' 00 "	40	0	7.5																530a	515a	
75A South Drive & Summerhill-Queens Quay	6.00													OrionVII	1.3	30 ' 00 "	36	3	9.2								OrionVII	1.3	30 ' 00 "	39	0	9.2				1250a	1232a
Sunday	28-Mar-04	Sunday morning																																			
Sunday		Sunday afternoon																																			
Sunday		Sunday early evening																																			
Sunday		Sunday late evening																																			
75A South Drive & Summerhill-Queens Quay	6.00							OrionVII	1.3	30 ' 00 "	36	3	9.2	OrionVII	1.3	30 ' 00 "	36	3	9.2	OrionVII	1.3	30 ' 00 "	36	3	9.2	OrionVII	1.3	30 ' 00 "	39	0	9.2	845a	827a	1250a	1232a		



TORONTO TRANSIT COMMISSION

Total RT dist and date of last change

SERVICE SUMMARY

March 28 to May 8, 2004

Table with columns for Route, No. of Veh, Service interval, Run time, Term time, Avg spd, and various service period details (Monday-Friday morning peak period, Monday-Friday midday, Monday-Friday afternoon peak period, Monday-Friday early evening, Monday-Friday late evening, Saturday, Sunday).



TORONTO TRANSIT COMMISSION

Total RT
dist and
date of
last
change

SERVICE SUMMARY

March 28 to May 8, 2004

Route		No. of Veh	Service interval	Run time (min)	Term time (min)	Avg spd (mph)	No. of Veh	Service interval	Run time (min)	Term time (min)	Avg spd (mph)	No. of Veh	Service interval	Run time (min)	Term time (min)	Avg spd (mph)	No. of Veh	Service interval	Run time (min)	Term time (min)	Avg spd (mph)	No. of Veh	Service interval	Run time (min)	Term time (min)	Avg spd (mph)	First dep NB or WB	First dep SB or EB	Last dep NB or WB	Last dep SB or EB					
510 SPADINA	Rus																																		
Monday to Friday	31-Mar-03																																		
510 Spadina Stn-Queens Quay	4.63																										515a	500a	615a	600a					
510 Spadina Stn-Union Stn	6.91	CLR	7	7' 30"	50	2	7.9	CLR	8	6' 30"	51	0	8.0	CLR	9	6' 00"	54	0	7.7	CLR	6	8' 20"	50	0	8.3	CLR	5	9' 00"	45	0	9.2	600a	615a	1259a	1246a
510 Spadina Stn-King	3.66	CLR	8	3' 45"	28	2	7.3	CLR	10	3' 10"	28	3	6.9	CLR	12	3' 00"	31	5	6.1																
Combined/Average			15	2' 30"					18	2' 08"					21	2' 00"					6	8' 20"						5	9' 00"						
			Operates earlier and later trips to Queens Quay and Spadina						Every 3rd car operates to Union Stn						Every 3rd car operates to Union Stn						Every 3rd car operates to Union Stn														
Saturday	21-Feb-04																																		
510 Spadina Stn-Queens Quay	4.63																										515a	500a	600a	545a					
510 Spadina Stn-Union Stn	6.91	CLR	7	6' 17"	44	0	9.4	CLR	9	5' 33"	50	0	8.3	CLR	8	7' 00"	56	0	7.4	CLR	6	9' 20"	50	6	7.4	CLR	6	7' 20"	44	0	9.4	115a	100a	230a	215a
510 Spadina Stn-King	3.66							CLR	5	5' 33"	28	0	7.9	CLR	10	3' 30"	33	2	6.3	CLR	6	4' 40"	28	0	7.8							615a	600a	1257a	1249a
Combined/Average			7	6' 17"					14	2' 47"					18	2' 20"					12	3' 07"						916a	903a	842p	857p				
			Operates earlier and later trips to Queens Quay and Spadina						Every 3rd car operates to Union Stn						Every 3rd car operates to Union Stn																				
Sunday	15-Feb-04																																		
510 Spadina Stn-Queens Quay	4.63																										515a	500a	600a	530a					
510 Spadina Stn-Union Stn	6.91	CLR	3	15' 00"	44	1	9.2	CLR	13	4' 00"	52	0	8.0	CLR	9	6' 00"	54	0	7.7	CLR	8	6' 00"	48	0	8.6	CLR	4	11' 15"	45	0	9.2	130a	100a	215a	215a
510 Spadina Stn-King	3.66													CLR	6	6' 00"	30	6	6.1	CLR	5	6' 00"	28	2	7.3							610a	545a	110a	1249a
Combined/Average			3	15' 00"					13	4' 00"					15	3' 00"					13	3' 00"						1052a	1036a	758p	813p				
			Operates earlier and later trips to Queens Quay and Spadina						Every 3rd car operates to Union Stn						Every 3rd car operates to Union Stn																				
754 STANDBY BUSES - ARROW RD DIVISION	Arw																																		
Monday to Friday	01-Sep-03																																		
Standby buses		40'	1	Finch & Arrow Rd										40'	1	Downsview Stn																			
Standby buses													40'	1	Sheppard Stn																				
Standby buses													40'	1	Arrow Rd Garage																				
Standby buses													40'	4	Finch Stn																				
Combined/Average			1											7																					
756 STANDBY BUSES - BIRCHMOUNT DIVISION	Bir																																		
Monday to Friday	03-Sep-02																																		
Standby buses		40'	1	Birchmount Garage																															
Standby buses		40'	1	Warden Stn																															
Combined/Average			2																																
750 STANDBY BUSES - DOWNTOWN GAP BUSES	Bir																																		
Monday to Friday	2-Sep-97																																		
Standby buses																																			
Standby buses								40'	1	Rosedale Stn			40'	1	Rosedale Stn																				
Standby buses								40'	1	Spadina Stn			40'	1	Spadina Stn																				
Standby buses								40'	1	Spadina/Queens Quay			40'	1	Spadina/Queens Quay																				
Combined/Average									3					3																					



TORONTO TRANSIT COMMISSION

Total RT
dist and
date of
last
change

SERVICE SUMMARY

March 28 to May 8, 2004

Route																													
		Veh type	No. of Veh	Service interval	Run time (min)	Term time (min)	Avg spd (mph)	Veh type	No. of Veh	Service interval	Run time (min)	Term time (min)	Avg spd (mph)	Veh type	No. of Veh	Service interval	Run time (min)	Term time (min)	Avg spd (mph)	Veh type	No. of Veh	Service interval	Run time (min)	Term time (min)	Avg spd (mph)	First dep NB or WB	First dep SB or EB	Last dep NB or WB	Last dep SB or EB
760 STANDBY BUSES - EGLINTON DIVISION	Egl																												
Monday to Friday	16-Feb-04	Monday-Friday morning peak period					Monday-Friday afternoon peak period																						
Standby buses		40'	2	Kennedy Stn			40'	3	Eglinton Stn																				
Standby buses							40'	1	Kennedy Stn																				
Standby buses							40'	2	Lawrence E. R.T.																				
			<u>2</u>					<u>6</u>																					
757 STANDBY BUSES - MALVERN DIVISION	Mal																												
Monday to Friday	01-Sep-03	Monday-Friday morning peak period					Monday-Friday afternoon peak period																						
Standby buses		40'	1	Malvern Gate			40'	1	Scarborough Centre																				
Standby buses							40'	2	Don Mills Stn																				
			<u>1</u>					<u>3</u>																					
752 STANDBY BUSES - QUEENSWAY DIVISION	Qsy																												
Monday to Friday	03-Sep-02						Monday-Friday afternoon peak period																						
Standby buses							40'	1	Kipling Stn																				
Standby buses							40'	1	Eglinton Stn																				
								<u>2</u>																					
751 STANDBY BUSES - WILSON DIVISION	Wll																												
Monday to Friday	01-Sep-03	Monday-Friday morning peak period					Monday-Friday afternoon peak period																						
Standby buses		40'	1	St. Clair West Stn.			40'	1	Lawrence West Stn																				
Standby buses							40'	1	Bathurst & Wilson																				
Standby buses							40'	1	Wilson Stn																				
			<u>1</u>					<u>3</u>																					
535 STANDBY CARS	Ron/Rus	Additional standby cars added for City construction and TTC track construction on 506 Carlton route																											
Monday to Friday	16-Feb-04	Monday-Friday morning peak period					Monday-Friday midday					Monday-Friday afternoon peak period					Monday-Friday early evening					Monday-Friday late evening							
Standby cars		CLRV	2	Russell Carhouse			CLRV	1	Ronces Carhouse			CLRV	1	Ronces Carhouse			CLRV	2	Ronces Carhouse										
Standby cars		CLRV	1	Ronces Carhouse			CLRV	1	Ronces Carhouse			CLRV	2	Ronces Carhouse			CLRV	1	Ronces Carhouse							CLRV	1	Ronces Carhouse	
Standby cars							CLRV	1	Ronces Carhouse			CLRV	1	Ronces Carhouse			CLRV	1	Ronces Carhouse							CLRV	1	Ronces Carhouse	
Saturday	21-Feb-04	Saturday early morning					Saturday morning					Saturday afternoon					Saturday early evening					Saturday late evening							
Standby cars		CLRV	1	Russell Carhouse			CLRV	1	Ronces Carhouse			CLRV	1	Ronces Carhouse			CLRV	1	Ronces Carhouse							CLRV	1	Ronces Carhouse	
Standby cars							CLRV	1	Ronces Carhouse			CLRV	1	Ronces Carhouse			CLRV	1	Ronces Carhouse							CLRV	1	Ronces Carhouse	
Sunday	15-Feb-04	Sunday early morning					Sunday morning					Sunday afternoon					Sunday early evening					Sunday late evening							
Standby cars		CLRV	1	Russell Carhouse			CLRV	1	Ronces Carhouse			CLRV	1	Ronces Carhouse			CLRV	1	Ronces Carhouse							CLRV	1	Ronces Carhouse	
Standby cars							CLRV	1	Ronces Carhouse			CLRV	1	Ronces Carhouse			CLRV	1	Ronces Carhouse							CLRV	1	Ronces Carhouse	



TORONTO TRANSIT COMMISSION

Total RT
dist and
date of
last
change

SERVICE SUMMARY

March 28 to May 8, 2004

Route	Term time (min)	Avg spd (mph)	Veh type	No. of Veh	Service interval	Run time (min)	Term time (min)	Avg spd (mph)	Veh type	No. of Veh	Service interval	Run time (min)	Term time (min)	Avg spd (mph)	Veh type	No. of Veh	Service interval	Run time (min)	Term time (min)	Avg spd (mph)	Veh type	No. of Veh	Service interval	Run time (min)	Term time (min)	Avg spd (mph)	First dep NB or WB	First dep SB or EB	Last dep NB or WB	Last dep SB or EB										
53 STEELES EAST & Mal																																								
Monday to Friday	29-Mar-04					Monday-Friday morning peak period					Monday-Friday midday						Monday-Friday afternoon peak period							Monday-Friday early evening																
53 Finch Stn-Pharmacy &	11.98		40/Lift	5.5	12 ' 00 "	62	4	10.9									40/Lift	5.5	11 ' 00 "	61	0	11.9																		
53A Finch Stn-Middlefield &	18.85																						Lift	4	20 ' 00 "	80	0	14.1												
53B Finch Stn-Markham Rd &	20.62		40/Lift	8.5	12 ' 00 "	98	4	12.1	Lift	10	9 ' 00 "	90	0	13.7			40/Lift	9.5	11 ' 00 "	104	1	11.8	Lift	13	7 ' 00 "	91	0	12.4												
53E Finch Stn-Markham Rd Express	20.62		40/Lift	15	6 ' 00 "	88	2	13.7									40/Lift	13	7 ' 30 "	92	6	12.7																		
53D Finch Stn-Steeles & Yonge	4.95		40'	2	8 ' 00 "	16	0	18.6																																
Combined/Average					31	2 ' 11 "					10	9 ' 00 "						28	3 ' 10 "					13	7 ' 00 "			4	20 ' 00 "											
						53 operates SB via Victoria Park											53 operates SB via Pharmacy																							
Saturday	22-Feb-03					Saturday early morning					Saturday morning						Saturday afternoon						Saturday early evening						Saturday late evening											
53A Finch Stn-Middlefield &	18.85																Lift	4	20 ' 00 "	80	0	14.1	Lift	4	20 ' 00 "	80	0	14.1			755p	710p	1255a	110a						
53B Finch Stn-Markham Rd &	20.62		Lift	4	22 ' 00 "	88	0	12.9	Lift	8	12 ' 00 "	90	6	11.8			Lift	9	10 ' 00 "	90	0	12.6									602a	600a	732p	700p						
Sunday	16-Feb-03					Sunday early morning					Sunday morning						Sunday afternoon						Sunday early evening						Sunday late evening											
53A Finch Stn-Middlefield &	18.85		Lift	4	20 ' 00 "	80	0	14.1	Lift	4	20 ' 00 "	80	0	14.1			Lift	8	10 ' 00 "	80	0	14.1	Lift	4	20 ' 00 "	80	0	14.1	Lift	4	20 ' 00 "	80	0	14.1			800a	820a	1255a	100a
60 STEELES WEST & Arw/Wil																																								
Monday to Friday	01-Sep-03					Monday-Friday morning peak period					Monday-Friday midday						Monday-Friday afternoon peak period						Monday-Friday early evening						Monday-Friday late evening											
60B Finch Stn-Martin Grove &	22.41										Lift	8	12 ' 00 "	94	2	14.0							40/Lift	4	24 ' 00 "	94	2	14.0	40/Lift	3.5	24 ' 00 "	76	8	16.0			824a	824a	143p	254p
60C Finch Stn-York University &	12.64				See 60F						Lift	6	12 ' 00 "	65	7	10.5			See 60F				40/Lift	3	24 ' 00 "	66	6	10.5	40/Lift	2.5	24 ' 00 "	56	4	12.6			550p	645p	130a	115a
60D Finch Stn-Highway 27 &	24.03				See 60E												See 60E																							
60E Finch Stn-Highway 27 Express &	24.03		40/Lift	19	6 ' 20 "	120	1	12.0									40/Lift	17	7 ' 15 "	120	3	11.7																		
60F Finch Stn-York University Express &	12.64		40/Lift	11	6 ' 20 "	66	4	10.9									40/Lift	10	7 ' 15 "	70	3	10.5																		
Combined/Average					30	3 ' 10 "					14	6 ' 00 "					27	3 ' 37 "					7	12 ' 00 "				6	12 ' 00 "											
						60E/60F operate express on Yonge Street between 700a and 900a and between 300p and 700p at other times, buses to Highway 27 operate as 60D, and buses to York University operate as 60C .																																		
Saturday	05-Apr-03					Saturday early morning					Saturday morning						Saturday afternoon						Saturday early evening						Saturday late evening											
60B Finch Stn-Martin Grove &	22.41		Lift	4	20 ' 00 "	80	0	16.8	Lift	6.5	13 ' 00 "	84	1	15.9			Lift	6.5	13 ' 00 "	84	1	15.9	Lift	5	16 ' 00 "	80	0	16.8	Lift	4	20 ' 00 "	80	0	16.8			532a	530a	120a	120a
60C Finch Stn-York University &	12.64										Lift	4.5	13 ' 00 "	54	5	13.0			Lift	4.5	13 ' 00 "	54	5	13.0																
Combined/Average					4	20 ' 00 "					11	6 ' 30 "					11	6 ' 30 "					5	16 ' 00 "				4	20 ' 00 "											
Sunday	24-Nov-02										Sunday morning						Sunday afternoon						Sunday early evening						Sunday late evening											
60 Finch Stn Stn-Islington &	18.95										Lift	5.5	17 ' 00 "	84	9	14.4			Lift	5.5	17 ' 00 "	84	9	14.4	Lift	4	20 ' 00 "	80	0	16.8										
60B Finch Stn-Martin Grove &	22.41										Lift	3.5	17 ' 00 "	54	6	12.7			Lift	3.5	17 ' 00 "	54	6	12.7																
60C Finch Stn-York University &	12.64																																							
Combined/Average											9	8 ' 30 "					9	8 ' 30 "					4	20 ' 00 "				3	20 ' 00 "											

**TORONTO TRANSIT COMMISSION**Total RT
dist and
date of
last
change**SERVICE SUMMARY**

March 28 to May 8, 2004

Route		Veh type	No. of Veh	Service interval	Run time (min)	Term time (min)	Avg spd (mph)	Veh type	No. of Veh	Service interval	Run time (min)	Term time (min)	Avg spd (mph)	Veh type	No. of Veh	Service interval	Run time (min)	Term time (min)	Avg spd (mph)	Veh type	No. of Veh	Service interval	Run time (min)	Term time (min)	Avg spd (mph)	Veh type	No. of Veh	Service interval	Run time (min)	Term time (min)	Avg spd (mph)	First dep NB or WB	First dep SB or EB	Last dep NB or WB	Last dep SB or EB																																						
124 SUNNYBROOK	WII																																																																								
Monday to Friday	01-Sep-03	Monday-Friday morning peak period																	Monday-Friday midday					Monday-Friday afternoon peak period					Monday-Friday early evening					Monday-Friday late evening																																							
124 Lawrence Stn-Sunnybrook Hospital	3.83	40'	3	8' 40"	26	0	8.8	40'	2	11' 00"	22	0	10.4	40'	4	7' 30"	30	0	7.7	40'	1	20' 00"	20	0	11.5	40'	1	20' 00"	20	0	11.5	610a	558a	110a	100a																																						
124A Lawrence Stn-Sunnybrook Hospital via Mildenhall	4.02	40'	26' 00"											40'	30' 00"									40'	20' 00"									717a	345p	901a	545p																																				
Combined/Average																																																																									
			3 8' 40"											2 11' 00"									1 20' 00"									1 20' 00"																																									
																																					Every 3rd WB 124 operates as a 124A, all EB operates as 124																																				
Saturday	06-Apr-02	Saturday early morning																	Saturday morning					Saturday afternoon					Saturday early evening					Saturday late evening																																							
124 Lawrence Stn-Sunnybrook Hospital	3.83	40'	1	20' 00"	20	0	11.5	40'	1	20' 00"	20	0	11.5	40'	1	20' 00"	20	0	11.5	40'	1	20' 00"	20	0	11.5	40'	1	20' 00"	20	0	11.5	550a	540a	110a	100a																																						
Sunday	31-Mar-02	Sunday early morning																	Sunday morning					Sunday afternoon					Sunday early evening																																												
124 Lawrence Stn-Sunnybrook Hospital	3.83	40'	1	20' 00"	20	0	11.5	40'	1	20' 00"	20	0	11.5	40'	1	20' 00"	20	0	11.5	40'	1	20' 00"	20	0	11.5						750a	740a	950p	1000p																																							
77 SWANSEA	Osy/WII																																																																								
Monday to Friday	24-Nov-03	Monday-Friday morning peak period																	Monday-Friday midday					Monday-Friday afternoon peak period					Monday-Friday early evening					Monday-Friday late evening																																							
77 Runnymede Stn-Queensway	3.55	40'	1.8	12' 00"	21	0	9.9	40'	1.3	15' 00"	20	0	10.7	40'	1.4	15' 00"	20	0	10.2	40'	1	20' 00"	20	0	10.7	40'	1	20' 00"	20	0	10.7	40'	1	20' 00"	20	0	10.7	548a	535a	135a	124a																																
																																					Alternates trips with 71 RUNNYMEDE																																				
Saturday	11-Jan-03	Saturday early morning																	Saturday morning					Saturday afternoon					Saturday early evening					Saturday late evening																																							
77 Runnymede Stn-Queensway	3.55	40'	1	20' 00"	20	0	10.7	40'	1	20' 00"	20	0	10.7	40'	1	20' 00"	20	0	10.7	40'	1	21' 00"	21	0	10.1	40'	1	20' 00"	20	0	10.7	610a	619a	135a	124a																																						
																																					Alternates trips with 71 RUNNYMEDE																																				
Sunday	24-Nov-02	Sunday early morning																	Sunday morning					Sunday afternoon					Sunday early evening					Sunday late evening																																							
77 Runnymede Stn-Queensway	3.55	40'	0.9	22' 00"	20	0	10.7	40'	0.9	22' 00"	20	0	10.7	40'	1	20' 00"	20	0	10.7	40'	1	20' 00"	20	0	10.7	40'	1	20' 00"	20	0	10.7	856a	842a	110a	124a																																						
																																					Alternates trips with 71 RUNNYMEDE																																				
168 SYMINGTON	Osy																																																																								
Monday to Friday	01-Sep-03	Monday-Friday morning peak period																	Monday-Friday midday					Monday-Friday afternoon peak period					Monday-Friday early evening					Monday-Friday late evening																																							
168 Dundas West Stn-Weston Rd	6.00	40'	7	5' 30"	36	3	9.4	40'	3	12' 00"	34	2	10.0	40'	6	7' 00"	38	4	8.6	40'	4	10' 00"	36	4	9.0						530a	533a	1006p	1024p																																							
168A Dundas West Stn-St Clair	4.12																																																																								
																																					40' 2 12' 00" 19 5 10.3																																				
																																					1018p 1042p 200a 145a																																				
Saturday	05-Apr-03	Saturday early morning																	Saturday morning					Saturday afternoon					Saturday early evening					Saturday late evening																																							
168 Dundas West Stn-Weston Rd	6.00	40'	3	10' 40"	30	2	11.3	40'	4	12' 00"	48	0	7.5	40'	4	12' 00"	48	0	7.5	40'	3	12' 00"	33	3	10.0						530a	546a	1006p	1024p																																							
168A Dundas West Stn-St Clair	4.12																																																																								
																																					40' 2 12' 00" 19 5 10.3																																				
																																					1018p 1042p 200a 145a																																				
Sunday	30-Mar-03	Sunday early morning																	Sunday morning					Sunday afternoon					Sunday early evening					Sunday late evening																																							
168 Dundas West Stn-Weston Rd	6.00																																																																								
168A Dundas West Stn-St Clair	4.12	40'	1	24' 00"	24	0	10.3	40'	3	15' 00"	38	7	8.0	40'	4	12' 00"	43	5	7.5	40'	2	20' 00"	31	9	9.0						800a	820a	1000p	1020p																																							
																																					636a 648a 748a 800a																																				
																																					1020p 1040p 200a 145a																																				



TORONTO TRANSIT COMMISSION

Total RT
dist and
date of
last
change

SERVICE SUMMARY

March 28 to May 8, 2004

Route		No. of Veh	Service interval	Run time (min)	Term time (min)	Avg spd (mph)	No. of Veh	Service interval	Run time (min)	Term time (min)	Avg spd (mph)	No. of Veh	Service interval	Run time (min)	Term time (min)	Avg spd (mph)	No. of Veh	Service interval	Run time (min)	Term time (min)	Avg spd (mph)	No. of Veh	Service interval	Run time (min)	Term time (min)	Avg spd (mph)	First dep NB or WB	First dep SB or EB	Last dep NB or WB	Last dep SB or EB					
81 THORNCLIFFE PARK	Egl																																		
Monday to Friday	24-Jun-02	Monday-Friday morning peak period					Monday-Friday midday					Monday-Friday afternoon peak period					Monday-Friday early evening					Monday-Friday late evening													
81 Pape Stn-Thorncliffe	5.08	OrionVII	6	4' 40"	28	0	10.9	OrionVII	3	10' 00"	30	0	10.2	OrionVII	5	5' 30"	28	0	11.1	OrionVII	3	10' 00"	30	0	10.2	OrionVII	2	12' 00"	24	0	12.7	525a	510a	120a	111a
Saturday	18-May-02	Saturday early morning					Saturday morning					Saturday afternoon					Saturday early evening					Saturday late evening													
81 Pape Stn-Thorncliffe	5.08	OrionVII	1	30' 00"	30	0	10.2	OrionVII	3	10' 00"	30	0	10.2	OrionVII	3	10' 00"	30	0	10.2	OrionVII	2	12' 00"	24	0	12.7	OrionVII	2	12' 00"	24	0	12.7	545a	530a	120a	111a
Sunday	16-Feb-03	Sunday early morning					Sunday morning					Sunday afternoon					Sunday early evening					Sunday late evening													
81 Pape Stn-Thorncliffe	5.08	OrionVII	1	30' 00"	30	0	10.2	OrionVII	3	10' 00"	30	0	10.2	OrionVII	3	10' 00"	30	0	10.2	OrionVII	2	12' 00"	24	0	12.7	OrionVII	2	12' 00"	24	0	12.7	645a	630a	120a	111a
<p>Loops clockwise on Thorncliffe Park Drive before 330p, and loops counter-clockwise on Thorncliffe Park Drive after 330p</p>																																			
10 VAN HORNE	Mal																																		
Monday to Friday	17-Feb-03	Monday-Friday morning peak period					Monday-Friday midday					Monday-Friday afternoon peak period					Monday-Friday early evening																		
10 Don Mills Stn-Victoria Park	4.75	40'	4	7' 30"	28	2	9.5	40'	1	30' 00"	28	2	9.5	40'	3	10' 00"	28	2	9.5	40'	1	30' 00"	28	2	9.5										
90 VAUGHAN	Wll																																		
Monday to Friday	01-Sep-03	Monday-Friday morning peak period					Monday-Friday midday					Monday-Friday afternoon peak period					Monday-Friday early evening					Monday-Friday late evening													
90 St Clair West Stn-Eglinton	4.10	40'	3.5	9' 30"	33	0	7.4							40'	3	12' 00"	36	0	6.8																
90A St Clair West Stn-Oakwood	3.40	40'	2.5	9' 30"	24	0	8.6	40'	2	12' 00"	24	0	8.5	40'	2	12' 00"	24	0	8.5	40'	2	12' 00"	24	0	8.5	40'	1	20' 00"	20	0	10.2	529a 329p	542a 335p	907a 617p	923a 623p
Combined/Average			6	4' 45"				2	12' 00"					5	6' 00"					2	12' 00"					1	20' 00"								
Saturday	06/Apr/02	Saturday early morning					Saturday morning					Saturday afternoon					Saturday early evening					Saturday late evening													
90A St Clair West Stn-Oakwood	3.40	40'	2	12' 00"	24	0	8.5	40'	3	8' 00"	24	0	8.5	40'	3	8' 00"	24	0	8.5	40'	2	12' 00"	24	0	8.5	40'	1	20' 00"	20	0	10.2	610a	610a	110a	100a
Sunday	31-Mar-02	Sunday morning					Sunday afternoon					Sunday early evening					Sunday late evening																		
90A St Clair West Stn-Oakwood	3.40							40'	2	12' 00"	24	0	8.5	40'	2	12' 00"	24	0	8.5	40'	2	12' 00"	24	0	8.5	40'	1	20' 00"	20	0	10.2	830a	842a	110a	100a
24 VICTORIA PARK	Bir																																		
Monday to Friday	05-Jan-04	Monday-Friday morning peak period					Monday-Friday midday					Monday-Friday afternoon peak period					Monday-Friday early evening					Monday-Friday late evening													
24 Victoria Park Stn-Steeles	19.00	40'	15	6' 00"	90	0	12.7	40'	9	10' 00"	90	0	12.7	40'	9.5	10' 20"	96	2	11.6	40'	8	10' 00"	80	0	14.3	40'	5	16' 00"	80	0	14.3	450a	515a	125a	203a
24A Victoria Park Stn-Don Mills Stn via Consumers Rd	15.24	40'	7	12' 00"	82	2	10.9	40'	2.5	30' 00"	75	0	12.2	40'	8.5	10' 20"	87	1	10.4																
Combined/Average			22	4' 00"				11.5	7' 30"					18	5' 10"					8	10' 00"					5	16' 00"								
<p>24A alternates trips with 167 PHARMACY NORTH Service supplemented by SERVICE RELIEF BUSES - BIRCHMOUNT DIVISION</p>																																			
Saturday	10-Jan-04	Saturday early morning					Saturday morning					Saturday afternoon					Saturday early evening					Saturday late evening													
24 Victoria Park Stn-Steeles	19.00	40'	6	15' 00"	84	6	12.7	40'	9	10' 00"	90	0	12.7	40'	9	10' 00"	90	0	12.7	40'	6	13' 20"	80	0	14.3	40'	6	12' 00"	70	2	15.8	515a	557a	124a	159a
Sunday	04-Jan-04	Sunday early morning					Sunday morning					Sunday afternoon					Sunday early evening					Sunday late evening													
24 Victoria Park Stn-Steeles	19.00	40'	4	20' 00"	80	0	14.3	40'	5	16' 00"	80	0	14.3	40'	8	10' 30"	84	0	13.6	40'	4	20' 00"	80	0	14.3	40'	4	20' 00"	70	10	14.3	717a	753a	116a	153a
<p>24 loops via Gordon Baker, Pharmacy, Steeles</p>																																			
324 VICTORIA PARK	Bir																																		
Overnight, 7 days a week	15-Feb-04	Monday-Friday overnight					Saturday overnight					Sunday overnight																							
324 Kingston Rd-Steeles	22.00	40'	2.7	30' 00"	72	9	16.3	40'	2.7	30' 00"	72	9	16.3	40'	2.7	30' 00"	72	9	16.3																
<p>Alternates trips with 322 COXWELL</p>																																			



TORONTO TRANSIT COMMISSION

Total RT
dist and
date of
last
change

SERVICE SUMMARY

March 28 to May 8, 2004

Route	Mal	Veh type	No. of Veh	Service interval	Run time (min)	Term time (min)	Avg spd (mph)	Veh type	No. of Veh	Service interval	Run time (min)	Term time (min)	Avg spd (mph)	Veh type	No. of Veh	Service interval	Run time (min)	Term time (min)	Avg spd (mph)	Veh type	No. of Veh	Service interval	Run time (min)	Term time (min)	Avg spd (mph)	Veh type	No. of Veh	Service interval	Run time (min)	Term time (min)	Avg spd (mph)	First dep NB or WB	First dep SB or EB	Last dep NB or WB	Last dep SB or EB											
224 VICTORIA PARK NORTH	Mal	Service outside Toronto north of Steeles Avenue is provided under contract to York Region																																												
Monday to Friday	12-May-03	Monday-Friday morning peak period							Monday-Friday midday							Monday-Friday afternoon peak period							Monday-Friday early evening																							
224C Don Mills Stn-14th Avenue	14.17	40'	2	33 ' 00 "	66	0	12.5							40'	2	33 ' 00 "	66	0	12.9															612a 318p	644a 319p	857a 636p	929a 710p									
224D Don Mills Stn-Major Mackenzie	19.60	40'	3	33 ' 00 "	96	3	11.9	40'	3	30 ' 00 "	90	0	13.1	40'	3	33 ' 00 "	96	3	11.9	40'	3	30 ' 00 "	90	0	13.1	40'	3	30 ' 00 "	90	0	13.1			553a	614a	1019p	1101p									
Combined/Average			5	16 ' 30 "				3	30 ' 00 "					5	16 ' 30 "					3	30 ' 00 "																									
Saturday	17-May-03	Saturday early morning							Saturday morning							Saturday afternoon																														
224A Don Mills Stn-Steeles	8.63	40'	1	40 ' 00 "	34	6	12.9	40'	2	20 ' 00 "	40	0	12.9	40'	2	20 ' 00 "	40	0	12.9																700a	720a	700p	700p								
Sunday	11-May-03	Sunday early morning							Sunday morning							Sunday afternoon																														
224A Don Mills Stn-Steeles	8.63	40'	1	40 ' 00 "	34	6	12.9	40'	1	40 ' 00 "	34	6	12.9	40'	1	40 ' 00 "	34	6	12.9																900a	920a	700p	640p								
68 WARDEN	Bir	Service outside Toronto north of Steeles Avenue is provided under contract to York Region																																												
Monday to Friday	01-Sep-03	Monday-Friday morning peak period							Monday-Friday midday							Monday-Friday afternoon peak period							Monday-Friday early evening							Monday-Friday late evening																
68 Warden Stn-Steeles	15.57	40'	16	4 ' 45 "	75	1	12.5	40'	7	10 ' 00 "	70	0	13.3	40'	12	6 ' 30 "	78	0	12.0	40'	5	15 ' 00 "	75	0	12.5	40'	3	22 ' 00 "	62	4	14.2	40'	3	22 ' 00 "	62	4	14.2	445a	505a	140a	151a					
		Service supplemented by SERVICE RELIEF BUSES - BIRCHMOUNT DIVISION																																												
Saturday	11-Jan-03	Saturday early morning							Saturday morning							Saturday afternoon							Saturday early evening							Saturday late evening																
68 Warden Stn-Steeles	15.57	40'	4	16 ' 30 "	65	1	14.2	40'	5	13 ' 00 "	65	0	14.4	40'	7	11 ' 00 "	75	2	12.1	40'	3	22 ' 00 "	66	0	14.2	40'	3	22 ' 00 "	66	0	14.2	40'	3	22 ' 00 "	62	4	14.2	515a	546a	129a	200a					
Sunday	05-Jan-03	Sunday early morning							Sunday morning							Sunday afternoon							Sunday early evening							Sunday late evening																
68 Warden Stn-Steeles	15.57	40'	3	22 ' 00 "	66	0	14.2	40'	6	12 ' 00 "	70	2	13.0	40'	6	12 ' 00 "	70	2	13.0	40'	3	22 ' 00 "	66	0	14.2	40'	3	22 ' 00 "	62	4	14.2	40'	3	22 ' 00 "	62	4	14.2	716a	751a	137a	151a					
		Overnight service north of Sheppard Avenue provided by 324 VICTORIA PARK Some early morning trips operate from Warden and Danforth																																												
268 WARDEN NORTH	Mal	Service outside Toronto north of Steeles Avenue is provided under contract to York Region																																												
Monday to Friday	01-Sep-03	Monday-Friday morning peak period							Monday-Friday midday							Monday-Friday afternoon peak period							Monday-Friday early evening																							
268 Don Mills Stn-16th Avenue	18.25	40'	5	17 ' 00 "	82	3	12.5	40'	2	40 ' 00 "	70	10	13.7	40'	5	20 ' 00 "	90	10	11.0	40'	2	40 ' 00 "	71	9	13.7	40'	2	40 ' 00 "	71	9	13.7			539a	559a	1011p	1057p									
Saturday	05-Apr-03	Saturday early morning							Saturday morning							Saturday afternoon							Saturday early evening																							
268 Don Mills Stn-16th Avenue	18.25	40'	2	40 ' 00 "	75	5	13.7	40'	2	40 ' 00 "	77	3	13.7	40'	2	40 ' 00 "	80	0	13.7	40'	2	40 ' 00 "	75	5	13.7	40'	2	40 ' 00 "	75	5	13.7			605a	558a	1000p	1047p									
Sunday	30-Mar-03	Sunday early morning							Sunday morning							Sunday afternoon							Sunday early evening																							
268 Don Mills Stn-16th Avenue	18.25	40'	2	40 ' 00 "	73	7	13.7	40'	2	40 ' 00 "	76	4	13.7	40'	2	40 ' 00 "	76	4	13.7	40'	2	40 ' 00 "	74	6	13.7	40'	2	40 ' 00 "	74	6	13.7			845a	929a	1005p	1046p									

**TORONTO TRANSIT COMMISSION**Total RT
dist and
date of
last
change**SERVICE SUMMARY**

March 28 to May 8, 2004

Route		Veh type	No. of Veh	Service interval	Run time (min)	Term time (min)	Avg spd (mph)	Veh type	No. of Veh	Service interval	Run time (min)	Term time (min)	Avg spd (mph)	Veh type	No. of Veh	Service interval	Run time (min)	Term time (min)	Avg spd (mph)	Veh type	No. of Veh	Service interval	Run time (min)	Term time (min)	Avg spd (mph)	Veh type	No. of Veh	Service interval	Run time (min)	Term time (min)	Avg spd (mph)	First dep NB or WB	First dep SB or EB	Last dep NB or WB	Last dep SB or EB						
69 WARDEN SOUTH	Bir																																								
Monday to Friday	01-Sep-03	Monday-Friday morning peak period						Monday-Friday midday						Monday-Friday afternoon peak period						Monday-Friday early evening						Monday-Friday late evening															
69 Warden Stn-Kingston Rd SB via Warden	4.17	40'	2.5	10 ' 00 "	25	0	10.0	40'	2	11 ' 00 "	22	0	11.4	40'	2	13 ' 00 "	26	0	9.6	40'	1.5	15 ' 00 "	22	1	11.1	40'	1	20 ' 00 "	20	0	12.5	559a	613a	141a	150a						
69 Warden Stn-Kingston Rd SB via Birchmount	4.17	40'	2.5	10 ' 00 "	25	0	10.0	40'	2	11 ' 00 "	22	0	11.4	40'	2	13 ' 00 "	26	0	9.6	40'	1.5	15 ' 00 "	23	0	11.1							626a	620a	949p	940p						
Combined/Average			5	5 ' 00 "					4	5 ' 30 "					4	6 ' 30 "					3	7 ' 30 "						1	20 ' 00 "												
Saturday	6-Sep-97	Saturday early morning						Saturday morning						Saturday afternoon						Saturday early evening						Saturday late evening															
69 Warden Stn-Kingston Rd SB via Warden	4.17	40'	1	20 ' 00 "	20	0	12.5	40'	1	20 ' 00 "	20	0	12.5	40'	1	20 ' 00 "	20	0	12.5	40'	1	20 ' 00 "	20	0	12.5	40'	1	20 ' 00 "	20	0	12.5	549a	600a	141a	150a						
69 Warden Stn-Kingston Rd SB via Birchmount	4.17	40'	1	20 ' 00 "	20	0	12.5	40'	1	20 ' 00 "	20	0	12.5	40'	1	20 ' 00 "	20	0	12.5													626a	620a	949p	940p						
Combined/Average			2	10 ' 00 "					2	10 ' 00 "					2	10 ' 00 "					1	20 ' 00 "						1	20 ' 00 "												
Sunday	12-May-02	Sunday early morning						Sunday morning						Sunday afternoon						Sunday early evening						Sunday late evening															
69 Warden Stn-Kingston Rd SB via Warden	4.17	40'	1	20 ' 00 "	20	0	12.5	40'	1	20 ' 00 "	20	0	12.5	40'	1	20 ' 00 "	20	0	12.5	40'	1	20 ' 00 "	20	0	12.5	40'	1	20 ' 00 "	20	0	12.5	901a	850a	141a	150a						
55 WARREN PARK	Qsy																																								
Monday to Friday	17-Feb-03	Monday-Friday morning peak period						Monday-Friday afternoon peak period																																	
55 Jane Stn-Warren Park	5.28	40'	1	30 ' 00 "	27	3	10.6							40'	1	30 ' 00 "	27	3	10.6														546a	530a	916a	930a					
																															230p	246p	730p	716p							
94 WELLESLEY &	Egl																																								
Monday to Friday	28-Mar-04	Monday-Friday morning peak period						Monday-Friday midday						Monday-Friday afternoon peak period						Monday-Friday early evening						Monday-Friday late evening															
94 Castle Frank Stn-Ossington Stn &	7.69	OrionVII	11	5 ' 30 "	61	0	7.6	OrionVII	6	10 ' 00 "	60	0	7.7	OrionVII	9	8 ' 00 "	68	4	6.4	OrionVII	6	9 ' 00 "	54	0	8.5	OrionVII	5	10 ' 00 "	45	5	9.2	520a	525a	1252a	110a						
Combined/Average			11	5 ' 30 "					6	10 ' 00 "					9	8 ' 00 "					6	9 ' 00 "						5	10 ' 00 "												
Saturday	03-Apr-04	Saturday early morning						Saturday morning						Saturday afternoon						Saturday early evening						Saturday late evening															
94 Castle Frank Stn-Ossington Stn &	7.69	OrionVII	3	17 ' 00 "	51	0	9.0	OrionVII	6	10 ' 00 "	60	0	7.7	OrionVII	6	10 ' 00 "	60	0	7.7	OrionVII	5	10 ' 00 "	45	5	9.2	OrionVII	5	10 ' 00 "	45	5	9.2	541a	550a	1242a	100a						
Sunday	28-Mar-04	Sunday morning						Sunday afternoon						Sunday late evening																											
94 Castle Frank Stn-Ossington Stn &	7.69	OrionVII	6	10 ' 00 "	54	6	7.7	OrionVII	6	10 ' 00 "	54	6	7.7	OrionVII	5	10 ' 00 "	45	5	9.2	OrionVII	5	10 ' 00 "	45	5	9.2	OrionVII	5	10 ' 00 "	45	5	9.2	837a	830a	1222a	1245a						



TORONTO TRANSIT COMMISSION

Total RT
dist and
date of
last
change

SERVICE SUMMARY

March 28 to May 8, 2004

Route		Veh type	No. of Veh	Service interval	Run time (min)	Term time (min)	Avg spd (mph)	Veh type	No. of Veh	Service interval	Run time (min)	Term time (min)	Avg spd (mph)	Veh type	No. of Veh	Service interval	Run time (min)	Term time (min)	Avg spd (mph)	Veh type	No. of Veh	Service interval	Run time (min)	Term time (min)	Avg spd (mph)	Veh type	No. of Veh	Service interval	Run time (min)	Term time (min)	Avg spd (mph)	First dep NB or WB	First dep SB or EB	Last dep NB or WB	Last dep SB or EB						
112 WEST MALL	Qsy																																								
Monday to Friday	24-Nov-03		Monday-Friday morning peak period					Monday-Friday midday					Monday-Friday afternoon peak period					Monday-Friday early evening					Monday-Friday late evening																		
112A Kipling Stn-Eglinton	11.65																																								
112C Kipling Stn-Disco Rd	18.15	40'	5	15 ' 00 "	72	3	14.5	40'	6	12 ' 00 "	66	6	15.1	40'	5	15 ' 00 "	72	3	14.5	40'	3	16 ' 40 "	46	4	14.0	40'	2	24 ' 00 "	44	4	14.6		642p	510a	112a	110a					
112D Kipling Stn-Skymark	16.50	40'	4	15 ' 00 "	52	8	16.5							40'	4	15 ' 00 "	52	8	16.5																						
112E Kipling Stn-Renforth & Eringate (Express)		40'	2	NB trips																																					
Combined/Average			11	7 ' 30 "					6	12 ' 00 "				9	7 ' 30 "						3	16 ' 40 "					2	24 ' 00 "													
Saturday	06-Sep-03		Saturday early morning					Saturday morning					Saturday afternoon					Saturday early evening					Saturday late evening																		
112A Kipling Stn-Eglinton	11.65	40'	3	17 ' 00 "	51	0	13.7	40'	3	20 ' 00 "	55	5	11.7	40'	3	20 ' 00 "	55	5	11.7	40'	2	24 ' 00 "	48	0	14.6	40'	2	24 ' 00 "	48	0	14.6	554a	603a	1248a	112a						
Sunday	16-Feb-03		Sunday morning					Sunday afternoon					Sunday early evening					Sunday late evening																							
112A Kipling Stn-Eglinton	11.65																																								
112C Kipling Stn-Disco Rd	18.15	40'	3	24 ' 00 "	66	6	15.1	40'	3	24 ' 00 "	66	6	15.1	40'	2	24 ' 00 "	48	0	14.6	40'	2	24 ' 00 "	48	0	14.6	40'	2	24 ' 00 "	48	0	14.6	845a	909a	1244a	108a						
Combined/Average																																									
89 WESTON	Arw																																								
Monday to Friday	01-Sep-03		Monday-Friday morning peak period					Monday-Friday midday					Monday-Friday afternoon peak period					Monday-Friday early evening					Monday-Friday late evening																		
89 Keele Stn-Albion Rd	12.53	40'	12	6 ' 00 "	72	0	10.4	40'	7	10 ' 00 "	70	0	10.7	40'	10	7 ' 48 "	78	0	9.6	40'	7	10 ' 00 "	70	0	10.7	40'	5	12 ' 00 "	56	4	12.5	415a	445a	210a	203a						
Saturday	06-Sep-03		Saturday early morning					Saturday morning					Saturday afternoon					Saturday early evening					Saturday late evening																		
89 Keele Stn-Albion Rd	12.53	40'	4	15 ' 00 "	60	0	12.5	40'	6	12 ' 00 "	66	6	10.4	40'	8	9 ' 15 "	68	6	10.2	40'	5	12 ' 00 "	56	4	12.5	40'	4	15 ' 00 "	56	4	12.5	435a	510a	215a	245a						
Sunday	31-Aug-03		Sunday early morning					Sunday morning					Sunday afternoon					Sunday early evening					Sunday late evening																		
89 Keele Stn-Albion Rd	12.53	40'	4	15 ' 00 "	60	0	12.5	40'	6	12 ' 00 "	69	3	10.4	40'	7	10 ' 30 "	66	7	10.2	40'	4	15 ' 00 "	56	4	12.5	40'	3	20 ' 00 "	56	4	12.5	530a	600a	215a	245a						
165 WESTON RD NORTH	Arw		Service outside Toronto north of Steeles Avenue is provided under contract to York Region																																						
Monday to Friday	01-Sep-03		Monday-Friday morning peak period					Monday-Friday midday					Monday-Friday afternoon peak period					Monday-Friday early evening					Monday-Friday late evening																		
165 York Mills Stn-Steeles	22.79	40'	16	7 ' 00 "	107	5	12.2	40'	9	12 ' 00 "	108	0	12.7	40'	6.5	18 ' 00 "	115	2	11.7	40'	3.5	30 ' 00 "	101	4	13.0	40'	5	20 ' 00 "	89	11	13.7	520a	518a	155a	150a						
165D York Mills Stn-Major Mackenzie	33.26	40'	2	21 ' 00 "	144	10	13.0	40'	1	36 ' 00 "	141	3	13.9	40'	9.5	18 ' 00 "	157	14	11.7	40'	4.5	30 ' 00 "	127	8	14.8	40'															
Combined/Average			18	7 ' 00 "					10	12 ' 00 "				16	9 ' 00 "						8	15 ' 00 "						5	20 ' 00 "												
			Every 3rd 165 operates as a 165D					Every 3rd 165 operates as a 165D					SB 165D trips operate via Barmac																												
Saturday	24-Nov-03		Saturday early morning					Saturday morning					Saturday afternoon					Saturday early evening					Saturday late evening																		
165 York Mills Stn-Steeles	22.79	40'	3.5	30 ' 00 "	92	13	13.0	40'	3.5	30 ' 00 "	101	4	13.0	40'	3.5	30 ' 00 "	101	4	13.0	40'	2	47 ' 00 "	90	4	14.5																
165C York Mills Stn-Finch	20.76	40'																								40'	4	22 ' 00 "	82	6	14.2	546a	537a	646p	736p						
165D York Mills Stn-Major Mackenzie	33.26	40'	4.5	30 ' 00 "	116	19	14.8	40'	4.5	30 ' 00 "	131	4	14.8	40'	4.5	30 ' 00 "	131	4	14.8	40'	3	47 ' 00 "	120	21	14.2																
Combined/Average			8	15 ' 00 "					8	15 ' 00 "				8	15 ' 00 "						5	23 ' 30 "					4	22 ' 00 "													
Sunday	23-Nov-03		Sunday early morning					Sunday morning					Sunday afternoon					Sunday early evening					Sunday late evening																		
165 York Mills Stn-Steeles	22.79																				40'	3	30 ' 00 "	87	3	15.2															
165B Wilson Stn-Finch	15.60																									40'	2	30 ' 00 "	60	0	15.6	732p	816p	932p	1016p						
165C York Mills Stn-Finch	20.76	40'	2	48 ' 00 "	87	9	13.0	40'	2	48 ' 00 "	87	9	13.0	40'	2.5	40 ' 00 "	87	13	12.5																						
165D York Mills Stn-Major Mackenzie	33.26	40'	3	48 ' 00 "	123	21	13.9	40'	3	48 ' 00 "	123	21	13.9	40'	3.5	40 ' 00 "	123	17	14.3																						
Combined/Average			5	24 ' 00 "					5	24 ' 00 "				6	20 ' 00 "						3	30 ' 00 "					2	30 ' 00 "													



TORONTO TRANSIT COMMISSION

Total RT
dist and
date of
last
change

SERVICE SUMMARY

March 28 to May 8, 2004

Route	Total RT dist and date of last change	Veh type	No. of Veh	Service interval	Run time (min)	Term time (min)	Avg spd (mph)	Veh type	No. of Veh	Service interval	Run time (min)	Term time (min)	Avg spd (mph)	Veh type	No. of Veh	Service interval	Run time (min)	Term time (min)	Avg spd (mph)	Veh type	No. of Veh	Service interval	Run time (min)	Term time (min)	Avg spd (mph)	Veh type	No. of Veh	Service interval	Run time (min)	Term time (min)	Avg spd (mph)	First dep NB or WB	First dep SB or EB	Last dep NB or WB	Last dep SB or EB					
98 WILLOWDALE-SENLAC &	WII																																							
Monday to Friday	25-Nov-02		Monday-Friday morning peak period						Monday-Friday midday						Monday-Friday afternoon peak period						Monday-Friday early evening																			
98 Steeles-Peckham via Sheppard-Yonge Stn &	13.71	OrionVI	2.5	30' 00"	75	0	11.0	OrionVI	1	60' 00"	60	0	13.7	OrionVI	2.5	30' 00"	75	0	11.0	OrionVI	1	60' 00"	60	0	13.7							607a	534a	1000p	930p					
98A Sheppard-Yonge Stn-Peckham via Senlac &	6.77	OrionVI	1.5	30' 00"	39	6	9.0						OrionVI	1.5	30' 00"	39	6	9.0													540a	534a	910a	930a						
Combined/Average			4	15' 00"					1	60' 00"				4	15' 00"						1	60' 00"								300p	235p	630p	635p							
Saturday	30-Nov-02		Saturday early morning						Saturday morning						Saturday afternoon																									
98 Steeles-Peckham via Sheppard-Yonge Stn &	13.71	OrionVI	2	30' 00"	60	0	13.7	OrionVI	2	30' 00"	60	0	13.7	OrionVI	2	30' 00"	60	0	13.7												630a	600a	700p	700p						
Sunday	24-Nov-02		Sunday morning						Sunday afternoon																															
98 Steeles-Peckham via Sheppard-Yonge Stn &	13.71							OrionVI	1	60' 00"	60	0	13.7	OrionVI	1	60' 00"	60	0	13.7												900a	830a	700p	630p						
		Willowdale to Senlac is SB; Senlac to Willowdale is NB																																						
96 WILSON	Arw																																							
Monday to Friday	01-Sep-03		Monday-Friday morning peak period						Monday-Friday midday						Monday-Friday afternoon peak period						Monday-Friday early evening						Monday-Friday late evening													
96 York Mills Stn-Humberline & Finch	25.01																																							
96A York Mills Stn-Carrier Dr via Kipling and John Garland	26.99	40'	6.5	20' 00"	121	9	12.5						40'	6	22' 00"	128	4	12.3																						
96B York Mills Stn-Humberline & Albion Rd	26.69	40'	6.5	20' 00"	124	6	12.3	40'	5.5	24' 00"	129	3	12.1	40'	6	22' 00"	129	3	12.1																					
96C York Mills Stn-Islington via Albion Rd	23.83	40'	1	30' 00"	100	0	14.3						40'	1	33' 00"	106	4	13.0																						
96D York Mills Stn-Carrier Dr	27.00							40'	5.5	24' 00"	129	3	12.3																											
96E Wilson Stn-Humber College Express	20.03	40'	6	14' 00"	84	0	14.3						40'	4	21' 00"	84	0	14.3																						
96G York Mills Stn-Clayson	14.00	40'	7	10' 00"	70	0	12.0						40'	7	11' 00"	77	0	10.9																						
Combined/Average			27	3' 33"					11	12' 00"				24	4' 12"						7	15' 00"								5	20' 00"									
		96C EB trips operate via Tandridge					96C WB trips operate via Tandridge					Every 3rd 96G operates as a 96C					Every 3rd 96G operates as a 96C																							
Saturday	06-Sep-03		Saturday early morning						Saturday morning						Saturday afternoon						Saturday early evening						Saturday late evening													
96 York Mills Stn-Humberline & Finch	25.01	40'	7	15' 00"	101	4	14.3	40'	8	15' 00"	109	11	12.5	40'	8	15' 00"	109	11	12.5	40'	5	23' 00"	105	10	13.0	40'	5	22' 00"	99	11	13.6	524a	450a	123a	1250a					
Sunday	31-Aug-03		Sunday early morning						Sunday morning						Sunday afternoon						Sunday early evening						Sunday late evening													
96 York Mills Stn-Humberline & Finch	25.01	40'	4	30' 00"	102	18	12.5	40'	5	24' 00"	109	11	12.5	40'	6	20' 00"	109	11	12.5	40'	4	30' 00"	102	18	12.5	40'	4	30' 00"	102	18	12.5	535a	450a	117a	1255a					
Combined/Average																																								
319 WILSON	Arw																																							
Overnight, 7 days a week	05-Jan-03		Monday-Friday overnight						Saturday overnight						Sunday overnight																									
319 York Mills Stn-Martin Grove & Steeles	25.13	40'	3	30' 00"	90	0	16.8	40'	3	30' 00"	90	0	16.8	40'	3	30' 00"	90	0	16.8																					



TORONTO TRANSIT COMMISSION

Total RT
dist and
date of
last
change

SERVICE SUMMARY

March 28 to May 8, 2004

Route	No. of Veh	Service interval	Run time (min)	Term time (min)	Avg spd (mph)	No. of Veh	Service interval	Run time (min)	Term time (min)	Avg spd (mph)	No. of Veh	Service interval	Run time (min)	Term time (min)	Avg spd (mph)	No. of Veh	Service interval	Run time (min)	Term time (min)	Avg spd (mph)	No. of Veh	Service interval	Run time (min)	Term time (min)	Avg spd (mph)	First dep NB or WB	First dep SB or EB	Last dep NB or WB	Last dep SB or EB	
91 WOODBINE	Bir																													
Monday to Friday	01-Sep-03																													
Monday-Friday morning peak period						Monday-Friday midday					Monday-Friday afternoon peak period					Monday-Friday early evening														
91 Woodbine Stn-Lawrence	40'	2	25 ' 00 "	50	0	11.5	40'	2	25 ' 00 "	50	0	11.5	40'	2	25 ' 00 "	50	0	11.5	40'	2	20 ' 00 "	40	0	14.3			456a	519a	1000p	1020p
91A Woodbine Stn-Parkview Hills	40'	1	25 ' 00 "	25	0	11.1	40'	1	23 ' 00 "	23	0	12.1	40'	1	25 ' 00 "	25	0	11.1	40'	1	20 ' 00 "	20	0	13.9			634a	621a	1010p	1000p
91C Woodbine Stn-York Mills	40'	3	23 ' 00 "	69	0	13.0	40'	1	Tripper				40'	1	Tripper				40'	1	20 ' 00 "	20	0	13.9			946a	615a	650p	705p
91F Woodbine Stn-York Mills via Railside	40'	3	25 ' 00 "	75	0	13.1	40'	3	25 ' 00 "	75	0	13.1	40'	3	25 ' 00 "	75	0	13.1	40'	3	25 ' 00 "	75	0	13.1			603a	257p	923a	640p
Combined/Average	6		8 ' 20 "				4		11 ' 30 "				7		8 ' 20 "				3		10 ' 00 "									
91C/F operates NB via Laurentide before noon, and operates NB via Valley Woods after noon																														
91F operates WB on Railside during morning peak period, and operates EB via Railside during afternoon peak period.																														
Saturday	18-May-02																													
Saturday early morning						Saturday morning					Saturday afternoon					Saturday early evening														
91 Woodbine Stn-Lawrence	40'	2	24 ' 00 "	48	0	12.0	40'	2	24 ' 00 "	48	0	12.0	40'	2	24 ' 00 "	48	0	12.0	40'	2	24 ' 00 "	48	0	12.0			556a	620a	1000p	1024p
91A Woodbine Stn-Parkview Hills	40'	1	24 ' 00 "	24	0	11.6	40'	1	24 ' 00 "	24	0	11.6	40'	1	24 ' 00 "	24	0	11.6	40'	1	24 ' 00 "	24	0	11.6			632a	620a	1010p	956p
Combined/Average	3		12 ' 00 "				3		12 ' 00 "				3		12 ' 00 "				3		12 ' 00 "									
Sunday	01-Sep-02																													
91A Woodbine Stn-Parkview Hills	40'	1	24 ' 00 "	24	0	11.6	40'	1	24 ' 00 "	24	0	11.6	40'	1	24 ' 00 "	24	0	11.6	40'	1	24 ' 00 "	24	0	11.6			918a	906a	700p	712p
92 WOODBINE SOUTH	Bir																													
Monday to Friday	13-May-02																													
Monday-Friday morning peak period						Monday-Friday midday					Monday-Friday afternoon peak period					Monday-Friday early evening														
92 Woodbine Stn-Queen	40'	3	8 ' 00 "	24	0	6.9	40'	2	15 ' 00 "	30	0	8.6	40'	2	12 ' 00 "	24	0	6.9	40'	1	20 ' 00 "	20	0	12.8			533a	521a	1010p	1000p
92A Woodbine Stn-Lake Shore	40'	2	15 ' 00 "	30	0	8.6	40'	2	15 ' 00 "	30	0	8.6	40'	2	15 ' 00 "	30	0	8.6	40'	1	20 ' 00 "	20	0	12.8			915a	900a	330p	315p
Combined/Average	3		12 ' 00 "				3		12 ' 00 "				3		12 ' 00 "				3		12 ' 00 "									
Saturday	18-May-02																													
Saturday early morning						Saturday morning					Saturday afternoon					Saturday early evening														
92 Woodbine Stn-Queen	40'	1	20 ' 00 "	20	0	8.2	40'	2	15 ' 00 "	30	0	8.6	40'	2	15 ' 00 "	30	0	8.6	40'	1	30 ' 00 "	30	0	8.6			605a	555a	920a	905a
92A Woodbine Stn-Lake Shore	40'	2	15 ' 00 "	30	0	8.6	40'	2	15 ' 00 "	30	0	8.6	40'	2	15 ' 00 "	30	0	8.6	40'	1	30 ' 00 "	30	0	8.6			930a	915a	1015p	1000p
Combined/Average	1		20 ' 00 "				2		15 ' 00 "				2		15 ' 00 "				1		30 ' 00 "									
Sunday	12-May-02																													
92A Woodbine Stn-Lake Shore	40'	2	15 ' 00 "	30	0	8.6	40'	2	15 ' 00 "	30	0	8.6	40'	2	15 ' 00 "	30	0	8.6	40'	1	30 ' 00 "	30	0	8.6			900a	845a	1015p	1000p



TORONTO TRANSIT COMMISSION

Total RT dist and date of last change

SERVICE SUMMARY

March 28 to May 8, 2004

Table with columns for Route, Term time, Avg spd, No. of Veh, Service interval, Run time, Veh type, and various service details for routes 97 YONGE, 1 YONGE-UNIVERSITY-SPADINA SUBWAY, and 320 YONGE.

Finch to Downsview is SB; Downsview to Finch is NB



TORONTO TRANSIT COMMISSION

Total RT
dist and
date of
last
change

SERVICE SUMMARY

March 28 to May 8, 2004

Route		Veh type	No. of Veh	Service interval	Run time (min)	Term time (min)	Avg spd (mph)	Veh type	No. of Veh	Service interval	Run time (min)	Term time (min)	Avg spd (mph)	Veh type	No. of Veh	Service interval	Run time (min)	Term time (min)	Avg spd (mph)	Veh type	No. of Veh	Service interval	Run time (min)	Term time (min)	Avg spd (mph)	Veh type	No. of Veh	Service interval	Run time (min)	Term time (min)	Avg spd (mph)	First dep NB or WB	First dep SB or EB	Last dep NB or WB	Last dep SB or EB												
95 YORK MILLS	Mal																																														
Monday to Friday	29-Mar-04	Monday-Friday morning peak period							Monday-Friday midday							Monday-Friday afternoon peak period							Monday-Friday early evening							Monday-Friday late evening																	
95 York Mills Stn-Kingston Rd	26.61	40'	15	8 ' 30 "	126	2	12.5	40'	6	20 ' 00 "	114	6	13.3	40'	10	12 ' 30 "	125	0	12.8	40'	5.5	20 ' 00 "	104	6	14.5	40'	6	15 ' 00 "	90	0	17.7	505a	550a	150a	118a												
95A York Mills Stn-Victoria Pk	9.92	40'	7	8 ' 30 "	58	2	10.0							40'	5	12 ' 30 "	56	7	9.5																												
95B York Mills Stn-U of T Scarborough	24.25							40'	5	20 ' 00 "	100	0	14.6							40'	4.5	20 ' 00 "	90	0	16.2																						
95E York Mills Stn-U of T Scarborough Express	24.25	40'	12	8 ' 30 "	102	0	14.3							40'	9	12 ' 30 "	100	13	12.9																												
Combined/Average			34	2 ' 50 "					11	10 ' 00 "				24	4 ' 10 "					10	10 ' 00 "						6	15 ' 00 "																			
Saturday	22-Feb-03	Saturday early morning							Saturday morning							Saturday afternoon							Saturday early evening							Saturday late evening																	
95 York Mills Stn-Kingston Rd	26.61	40'	9	12 ' 00 "	108	0	14.8	40'	9	12 ' 00 "	108	0	14.8	40'	9	12 ' 00 "	108	0	14.8	40'	8	12 ' 30 "	100	0	16.0	40'	6	15 ' 00 "	90	0	17.7	607a	601a	130a	1245a												
Sunday	16-Feb-03	Sunday early morning							Sunday morning							Sunday afternoon							Sunday early evening							Sunday late evening																	
95 York Mills Stn-Kingston Rd	26.61	40'	7	15 ' 00 "	105	0	15.2	40'	11	10 ' 00 "	105	5	14.5	40'	11	10 ' 00 "	105	5	14.5	40'	6	17 ' 30 "	105	0	15.2	40'	5	18 ' 00 "	90	0	17.7	736a	830a	122a	1250a												
321 YORK MILLS	Mal																																														
Overnight, 7 days a week	16-Feb-03	Monday-Friday overnight							Saturday overnight							Sunday overnight																															
321 York Mills Stn-Finch via Neilson	28.52	40'	3	30 ' 00 "	90	0	19.0	40'	3	30 ' 00 "	90	0	19.0	40'	3	30 ' 00 "	90	0	19.0																												
106 YORK UNIVERSITY &	Arw																																														
Monday to Friday	01-Sep-03	Monday-Friday morning peak period							Monday-Friday midday							Monday-Friday afternoon peak period							Monday-Friday early evening							Monday-Friday late evening																	
106 Downsview Stn-York University &	11.12	Lift	6	9 ' 30 "	57	0	11.7	Lift	4	15 ' 00 "	53	7	11.1	Lift	5	11 ' 30 "	57	1	11.6	Lift	3	15 ' 00 "	45	0	14.8	Lift	2	30 ' 00 "	45	15	11.1	610a	545a	245a	215a												
Saturday	22-Feb-03	Saturday early morning							Saturday morning							Saturday afternoon							Saturday early evening							Saturday late evening																	
106 Downsview Stn-York University &	11.12	Lift	4	15 ' 00 "	51	9	11.1	Lift	4	15 ' 00 "	51	9	11.1	Lift	4	15 ' 00 "	51	9	11.1	Lift	3	15 ' 00 "	45	0	14.8	Lift	3	15 ' 00 "	45	0	14.8	600a	600a	212a	215a												
Sunday	05-Jan-03	Sunday early morning							Sunday morning							Sunday afternoon							Sunday early evening							Sunday late evening																	
106 Downsview Stn-York University &	11.12	Lift	2	30 ' 00 "	50	10	11.1	Lift	3	20 ' 00 "	50	10	11.1	Lift	3	20 ' 00 "	50	10	11.1	Lift	2	30 ' 00 "	45	15	11.1	Lift	2	30 ' 00 "	45	15	11.1	745a	815a	115a	1245a												
196 YORK UNIVERSITY ROCKET	Wii																																														
Monday to Friday	01-Sep-03	Monday-Friday morning peak period							Monday-Friday midday							Monday-Friday afternoon peak period							Monday-Friday early evening																								
196A Downsview Stn-York University Express	10.86	40'	18	2 ' 30 "	43	2	14.5	40'	11	4 ' 00 "	36	8	14.8	40'	6	8 ' 00 "	44	4	13.6	40'	4	10 ' 00 "	30	10	16.3																						
196B Sheppard-Yonge Stn-York University Express	16.88	40'	2	10 ' 00 "	63	0	16.1							40'	8	8 ' 00 "	64	0	15.8																												
Every 4th 196A operates as a 196B			20	2 ' 30 "					11	4 ' 00 "				14	4 ' 00 "					4	10 ' 00 "																										
Saturday	22-Feb-03	Saturday morning							Saturday afternoon																																						
196A Downsview Stn-York University Express	10.86							40'	3	15 ' 00 "	43	2	14.5	40'	3	15 ' 00 "	43	2	14.5																												

Operates NB via Keele and SB via Sentinel before noon, and NB via Sentinel and SB via Keele after noon



SERVICE SUMMARY

TORONTO TRANSIT COMMISSION March 28 to May 8, 2004

Summary of vehicles and trains in service

	MONDAY-FRIDAY						SATURDAY					SUNDAY						
	Morning	Midday	Afternoon	Early Evening	Late Evening	Overnight	Early Morning	Morning	Afternoon	Early Evening	Late Evening	Overnight	Early Morning	Morning	Afternoon	Early Evening	Late Evening	Overnight
BUSES																		
Arrow Road Garage																		
40' buses	196	96	191	82	44	2	58	72	72	54	39	2	32	51	51	40	29	2
40' lift-equipped buses	45	31	44	27	18	5	21	28	28	25	15	5	15	24	24	25	12	5
40' low-floor buses																		
Total, Arrow Road Garage	241	127	235	109	62	7	79	100	100	79	54	7	47	75	75	65	41	7
Birchmount Garage																		
40' buses	194	106	172	87	43	7	68	83	83	57	33	7	43	68	68	40	29	7
Eglinton Garage																		
40' buses	111	55	108	47	23	1	39	50	50	31	23	1	39	35	35	23	20	1
40' low-floor buses	133	76	117	63	35	4	50	63	63	49	30	4	33	49	50	36	27	4
Total, Eglinton Garage	244	131	225	110	58	5	89	113	113	80	53	5	72	84	85	59	47	5
Malvern Garage																		
40' buses	149	64	135	61	37	1	44	52	52	34	22	1	26	40	40	28	20	1
40' lift-equipped buses	98	48	86	45	21	2	34	46	46	36	22	2	27	37	37	29	17	2
60' buses	0	0	0	0	0	0	0	0	0	0	0	0	0	0	0	0	0	0
Total, Malvern Garage	247	112	221	106	58	3	78	98	98	70	44	3	53	77	77	57	37	3
Queensway Garage																		
40' buses	144	83	139	66	40	5	58	65	65	47	30	5	39	50	49	33	27	5
Wilson Garage																		
40' buses	153	71	146	69	38	8	41	57	57	41	31	8	32	43	43	33	25	8
40' lift-equipped buses	44	32	40	29	18	0	28	43	43	25	15	0	23	47	47	25	13	0
40' low-floor buses	44	30	41	28	13	0	21	29	29	21	12	0	11	13	13	10	8	0
Total, Wilson Garage	241	133	227	126	69	8	90	129	129	87	58	8	66	103	103	68	46	8
Total, BUSES																		
40' buses	947	475	891	412	225	24	308	379	379	264	178	24	211	287	286	197	150	24
40' lift-equipped buses	187	111	170	101	57	7	83	117	117	86	52	7	65	108	108	79	42	7
40' low-floor buses	177	106	158	91	48	4	71	92	92	70	42	4	44	62	63	46	35	4
60' buses	0	0	0	0	0	0	0	0	0	0	0	0	0	0	0	0	0	0
Total, all buses	1311	692	1219	604	330	35	462	588	588	420	272	35	320	457	457	322	227	35

Notes:

ARTICULATED STREETCARS (ALRVs)

ALRVs are used Monday to Friday on 501 QUEEN and some a.m. peak-period runs on 504 KING.

On Saturdays ALRVs are used on 501 QUEEN and 511 BATHURST. On Sundays, from May to August, ALRVs are used on 501 QUEEN and 511 BATHURST. They are also used on Sundays on 501 QUEEN in December.

SERVICE OUTSIDE TORONTO

Service is operated outside Toronto on the following routes:

• 160 BATHURST NORTH, 17 BIRCHMOUNT, 25 DON MILLS, 105 DUFFERIN NORTH, 32 EGLINTON WEST, 37 ISLINGTON, 35 JANE, 107 KEELE NORTH, 58 MALTON, 102 MARKHAM RD, 129 McCOWAN NORTH, 224 VICTORIA PARK NORTH, 268 WARDEN NORTH, and 165 WESTON RD NORTH.

	MONDAY-FRIDAY						SATURDAY					SUNDAY						
	Morning	Midday	Afternoon	Early Evening	Late Evening	Overnight	Early Morning	Morning	Afternoon	Early Evening	Late Evening	Overnight	Early Morning	Morning	Afternoon	Early Evening	Late Evening	Overnight
STREETCARS																		
Roncesvalles Carhouse																		
CLRVs	84	49	78	34	22	2	24	44	44	24	18	2	27	52	52	34	29	2
ALRVs	23	16	18	12	9	0	16	20	20	17	13	0	0	0	0	0	0	0
Total, Roncesvalles Carhouse	107	65	96	46	31	2	40	64	64	41	31	2	27	52	52	34	29	2
Russell Carhouse																		
CLRVs	81	55	73	28	19	0	29	47	47	29	20	0	19	43	43	28	21	0
ALRVs	13	11	13	8	5	2	8	12	12	12	10	2	0	0	0	0	0	2
Total, Russell Carhouse	94	66	86	36	24	2	37	59	59	41	30	2	19	43	43	28	21	2
Temporary track construction buses included in Birchmount Garage Total (40' buses)	3	3	3	2	1	0	2	3	3	3	1	0	1	2	2	1	1	0
Temporary track construction buses included in Malvern Garage Total (40' buses)	2	2	2	2	1	0	1	2	2	1	1	0	1	2	2	2	1	0
Total, STREETCARS																		
CLRVs	165	104	151	62	41	2	53	91	91	53	38	2	46	95	95	62	50	2
ALRVs	36	27	31	20	14	2	24	32	32	29	23	2	0	0	0	0	0	2
Total, all streetcars	201	131	182	82	55	4	77	123	123	82	61	4	46	95	95	62	50	4
RAPID TRANSIT																		
Wilson Carhouse																		
4-car subway trains	4	4	4	4	4	0	4	4	4	4	4	0	0	4	4	4	4	0
6-car subway trains	48	29	49	26	23	0	23	27	27	23	23	0	0	23	23	23	23	0
Greenwood Carhouse																		
6-car subway trains	42	21	39	20	20	0	20	20	21	20	20	0	0	20	20	20	20	0
Total, SUBWAY TRAINS																		
4-car subway trains	4	4	4	4	4	0	4	4	4	4	4	0	0	4	4	4	4	0
6-car subway trains	90	50	88	46	43	0	43	47	48	43	43	0	0	43	43	43	43	0
Total, all subway trains	94	54	92	50	47	0	47	51	52	47	47	0	0	47	47	47	47	0
McCowan Carhouse																		
4-car Scarborough RT trains	6	4	6	4	4	0	4	4	4	4	4	0	0	4	4	4	4	0

Alphabetical list of routes, with route direction and operating division

BUSES

192 Airport Rocket ☿	NS	Egl
117 Alness	NS	Wil
99 Arrow Rd	NS	Arw
5 Avenue Rd ☿	NS	Egl
61 Avenue Rd North	NS	Wil/Egl
7 Bathurst ☿ ☿	NS	Wil
310 Bathurst ☿	NS	Wil
160 Bathurst North ☿	NS	Wil
6 Bay	NS	Bir
11 Bayview ☿	NS	Egl
9 Bellamy	NS	Egl
17 Birchmount	NS	Bir
300 Bloor–Danforth	EW	Bir/Egl/Qsy
49 Bloor West	EW	Qsy
21 Brimley ☿	NS	Egl
8 Broadview	NS	Bir
50 Burnhamthorpe	EW	Qsy
120 Calvington	EW	Arw
126 Christie	NS	Wil
20 Cliffside	EW	Bir
87 Cosburn ☿	EW	Egl
22 Coxwell	NS	Bir
322 Coxwell	NS	Bir
42 Cummer ☿	EW	Egl
113 Danforth	EW	Bir
302 Danforth Rd-McCowan	NS	Bir
127 Davenport	EW	Egl
28 Davisville ☿	EW	Egl
23 Dawes	NS	Bir
25 Don Mills	NS	Bir
303 Don Mills	NS	Bir
108 Downsview ☿	EW	Arw
142 Downtown/Avenue Rd Express	NS	Wil
143 Downtown/Beach Express	EW	Bir
144 Downtown/Don Valley Express	NS	Bir
141 Downtown/Mt Pleasant Express	NS	Egl
125 Drewry	EW	Wil
29 Dufferin ☿ ☿	NS	Wil
329 Dufferin ☿	NS	Wil
105 Dufferin North ☿	NS	Wil
26 Dupont	EW	Qsy
111 East Mall	NS	Qsy
404 East York Community Bus ☿	EW	WT
34 Eglinton East	EW	Egl
305 Eglinton East	EW	Egl
32 Eglinton West	EW	Qsy/Wil
307 Eglinton West	EW	Qsy/Wil
15 Evans	EW	Qsy
193 Exhibition Rocket	EW	Wil

104 Faywood	NS	Wil
39 Finch East ☿	EW	Mal
139 Finch East	EW	Mal
308 Finch East ☿	EW	Mal/Arw
36 Finch West ☿	EW	Arw
309 Finch West ☿	EW	Arw/Mal
100 Flemingdon Park ☿	NS	Egl
33 Forest Hill	NS	Wil
135 Gerrard	EW	Bir
14 Glencairn	EW	Wil
122 Graydon Hall	EW	Egl
31 Greenwood	NS	Bir
38 Highland Creek	EW	Mal
191 Highway 27 Rocket	NS	Arw
169 Huntingwood	EW	Mal
37 Islington	NS	Arw/Qsy
311 Islington	NS	Arw/Qsy
110 Islington South	NS	Arw/Qsy
35 Jane ☿	NS	Arw
313 Jane ☿	NS	Arw
83 Jones	NS	Bir
40 Junction	EW	Qsy
41 Keele	NS	Arw
107 Keele North	NS	Arw
43 Kennedy	NS	Egl
12 Kingston Rd	EW	Bir
45 Kipling	NS	Arw/Qsy
44 Kipling South	NS	Qsy
30 Lambton	EW	Qsy
47 Lansdowne ☿	NS	Wil
54 Lawrence East	EW	Egl/Mal
400 Lawrence Manor Community Bus ☿	EW	WT
52 Lawrence West	EW	Qsy/Wil
162 Lawrence-Donway	EW	Egl
56 Leaside ☿	NS	Egl
51 Leslie ☿	NS	Egl
64 Main	NS	Bir
58 Malton	EW	Wil
59 Maple Leaf	EW	Arw
102 Markham Rd	NS	Mal
46 Martin Grove ☿	NS	Arw
16 McCowan	NS	Bir
129 McCowan North	NS	Mal
130 Middlefield	NS	Mal
57 Midland ☿	NS	Egl
132 Milner	EW	Mal
116 Morningside	EW	Egl
62 Mortimer	EW	Bir
74 Mt Pleasant	NS	Egl
103 Mt Pleasant North	NS	Egl

133 Neilson	NS	Mal
131 Nugget	EW	Mal
70 O'Connor	EW	Bir
63 Ossington	NS	Wil
316 Ossington	NS	Wil
72 Pape ☿	NS	Egl
402 Parkdale Community Bus ☿	NS	WT
65 Parliament ☿	NS	Egl
67 Pharmacy	NS	Bir
167 Pharmacy North	NS	Bir
66 Prince Edward	NS	Qsy
134 Progress	NS	Mal
80 Queensway	EW	Qsy
109 Ranee	NS	Wil
48 Rathburn	EW	Qsy
161 Rogers Rd ☿	EW	Wil
82 Rosedale	EW	Bir/Egl
73 Royal York	NS	Qsy
76 Royal York South	NS	Qsy
71 Runnymede	NS	Qsy
86 Scarborough	EW	Egl
190 Scarborough Centre Rocket ☿	EW	Egl
79 Scarlett Rd ☿	NS	Wil
85 Sheppard East ☿	EW	Mal
84 Sheppard West	EW	Arw
75 Sherbourne ☿ ☿	NS	Egl
123 Shorncliffe	NS	Qsy
115 Silver Hills	EW	Wil
403 South Don Mills Community Bus ☿	NS	WT
88 South Leaside ☿	EW	Egl
78 St Andrews	EW	Wil
312 St Clair	EW	Arw
53 Steeles East ☿	EW	Mal
60 Steeles West ☿	EW	Arw/Wil
124 Sunnybrook	EW	Wil
77 Swansea	NS	Qsy/Wil
168 Symington	NS	Qsy
81 Thorncliffe Park ☿	NS	Egl
10 Van Horne	EW	Mal
90 Vaughan	NS	Wil
24 Victoria Park	NS	Bir
224 Victoria Park North	NS	Mal
324 Victoria Park	NS	Bir
69 Warden South	NS	Bir
68 Warden	NS	Bir
268 Warden North	NS	Mal
55 Warren Park	NS	Qsy
94 Wellesley ☿	EW	Egl
112 West Mall	NS	Qsy
89 Weston	NS	Arw

165 Weston Rd North	EW	Arw
98 Willowdale-Senlac ☿	NS	Wil
96 Wilson	EW	Arw
319 Wilson	EW	Arw
91 Woodbine	NS	Bir
92 Woodbine South	NS	Bir
97 Yonge ☿	NS	Egl
320 Yonge	NS	Egl/Wil
95 York Mills	EW	Mal
321 York Mills	EW	Mal
106 York University ☿	NS	Arw
196 York University Rocket	NS	Wil
194 Zoo Rocket ☿	EW	Mal

STREETCARS

511 Bathurst ☿	NS	Ron
506 Carlton ☿	EW	Ron/Rus
306 Carlton ☿	EW	Ron/Rus
502 Downtowner ☿	EW	Rus
505 Dundas ☿	EW	Ron/Rus
509 Harbourfront ☿	EW	Ron
504 King ☿	EW	Ron/Rus
503 Kingston Rd ☿	EW	Rus
508 Lake Shore ☿	EW	Ron
501 Queen ☿	EW	Ron/Rus
301 Queen ☿	EW	Ron/Rus
510 Spadina ☿	NS	Rus
512 St Clair ☿	EW	Ron

RAPID TRANSIT

1 Yonge-University-Spadina Subway	NS	WiiSub
2 Bloor-Danforth Subway	EW	DanSub
3 Scarborough RT	NS	DanSub
4 Sheppard Subway	EW	WiiSub

- ☿ — Transit-priority traffic signals on route
- ☿ — Accessible service using lift-equipped buses
- ☿ — Accessible service using low-floor buses
- Seasonal or special-event service

BUSES

5 Avenue Rd &	NS	Egl
6 Bay	NS	Bir
7 Bathurst # &	NS	Wil
8 Broadview	NS	Bir
9 Bellamy	NS	Egl
10 Van Horne	EW	Mal
11 Bayview &	NS	Egl
12 Kingston Rd	EW	Bir
14 Glencairn	EW	Wil
15 Evans	EW	Qsy
16 McCowan	NS	Bir
17 Birchmount	NS	Bir
20 Cliffside	EW	Bir
21 Brimley &	NS	Egl
22 Coxwell	NS	Bir
23 Dawes	NS	Bir
24 Victoria Park	NS	Bir
25 Don Mills	NS	Bir
26 Dupont	EW	Qsy
28 Davisville &	EW	Egl
29 Dufferin # &	NS	Wil
30 Lambton	EW	Qsy
31 Greenwood	NS	Bir
32 Eglinton West	EW	Qsy/Wil
33 Forest Hill	NS	Wil
34 Eglinton East	EW	Egl
35 Jane #	NS	Arw
36 Finch West &	EW	Arw
37 Islington	NS	Arw/Qsy
38 Highland Creek	EW	Mal
39 Finch East &	EW	Mal
40 Junction	EW	Qsy
41 Keele	NS	Arw
42 Cummer &	EW	Egl
43 Kennedy	NS	Egl
44 Kipling South	NS	Qsy
45 Kipling	NS	Arw/Qsy
46 Martin Grove &	NS	Arw
47 Lansdowne &	NS	Wil
48 Rathburn	EW	Qsy
49 Bloor West	EW	Qsy
50 Burnhamthorpe	EW	Qsy
51 Leslie &	NS	Egl
52 Lawrence West	EW	Qsy/Wil
53 Steeles East &	EW	Mal
54 Lawrence East	EW	Egl/Mal
55 Warren Park	NS	Qsy

56 Leaside &	NS	Egl
57 Midland &	NS	Egl
58 Malton	EW	Wil
59 Maple Leaf	EW	Arw
60 Steeles West &	EW	Arw/Wil
61 Avenue Rd North	NS	Wil/Egl
62 Mortimer	EW	Bir
63 Ossington	NS	Wil
64 Main	NS	Bir
65 Parliament &	NS	Egl
66 Prince Edward	NS	Qsy
67 Pharmacy	NS	Bir
68 Warden	NS	Bir
69 Warden South	NS	Bir
70 O'Connor	EW	Bir
71 Runnymede	NS	Qsy
72 Pape &	NS	Egl
73 Royal York	NS	Qsy
74 Mt Pleasant	NS	Egl
75 Sherbourne # &	NS	Egl
76 Royal York South	NS	Qsy
77 Swansea	NS	Qsy/Wil
78 St Andrews	EW	Wil
79 Scarlett Rd &	NS	Wil
80 Queensway	EW	Qsy
81 Thorncliffe Park &	NS	Egl
82 Rosedale	EW	Bir/Egl
83 Jones	NS	Bir
84 Sheppard West	EW	Arw
85 Sheppard East &	EW	Mal
86 Scarborough	EW	Egl
87 Cosburn &	EW	Egl
88 South Leaside &	EW	Egl
89 Weston	NS	Arw
90 Vaughan	NS	Wil
91 Woodbine	NS	Bir
92 Woodbine South	NS	Bir
94 Wellesley &	EW	Egl
95 York Mills	EW	Mal
96 Wilson	EW	Arw
97 Yonge &	NS	Egl
98 Willowdale-Senlac &	NS	Wil
99 Arrow Rd	NS	Arw
100 Flemingdon Park &	NS	Egl
102 Markham Rd	NS	Mal
103 Mt Pleasant North	NS	Egl
104 Faywood	NS	Wil
105 Dufferin North &	NS	Wil

106 York University &	NS	Arw
107 Keele North	NS	Arw
108 Downsview &	EW	Arw
109 Ranee	NS	Wil
110 Islington South	NS	Arw/Qsy
111 East Mall	NS	Qsy
112 West Mall	NS	Qsy
113 Danforth	EW	Bir
115 Silver Hills	EW	Wil
116 Morningside	EW	Egl
117 Alness	NS	Wil
120 Calvington	EW	Arw
122 Graydon Hall	EW	Egl
123 Shorncliffe	NS	Qsy
124 Sunnybrook	EW	Wil
125 Drewry	EW	Wil
126 Christie	NS	Wil
127 Davenport	EW	Egl
129 McCowan North	NS	Mal
130 Middlefield	NS	Mal
131 Nugget	EW	Mal
132 Milner	EW	Mal
133 Neilson	NS	Mal
134 Progress	NS	Mal
135 Gerrard	EW	Bir
139 Finch East	EW	Mal
141 Downtown/Mt Pleasant Express	NS	Egl
142 Downtown/Avenue Rd Express	NS	Wil
143 Downtown/Beach Express	EW	Bir
144 Downtown/Don Valley Express	NS	Bir
160 Bathurst North #	NS	Wil
161 Rogers Rd &	EW	Wil
162 Lawrence-Donway	EW	Egl
165 Weston Rd North	EW	Arw
167 Pharmacy North	NS	Bir
168 Symington	NS	Qsy
169 Huntingwood	EW	Mal
190 Scarborough Centre Rocket &	EW	Egl
191 Highway 27 Rocket	NS	Arw
192 Airport Rocket &	NS	Egl
193 Exhibition Rocket	EW	Wil
194 Zoo Rocket &	EW	Mal
196 York University Rocket	NS	Wil
224 Victoria Park North	NS	Mal
268 Warden North	NS	Mal
300 Bloor-Danforth	EW	Bir/Egl/Qsy
302 Danforth Rd-McCowan	NS	Bir
303 Don Mills	NS	Bir

305 Eglinton East	EW	Egl
307 Eglinton West	EW	Qsy/Wil
308 Finch East &	EW	Mal/Arw
309 Finch West &	EW	Arw/Mal
310 Bathurst #	NS	Wil
311 Islington	NS	Arw/Qsy
312 St Clair	EW	Arw
313 Jane #	NS	Arw
316 Ossington	NS	Wil
319 Wilson	EW	Arw
320 Yonge	NS	Egl/Wil
321 York Mills	EW	Mal
322 Coxwell	EW	Bir
324 Victoria Park	NS	Bir
329 Dufferin #	NS	Wil
400 Lawrence Manor Community Bus &	EW	WT
402 Parkdale Community Bus &	NS	WT
403 South Don Mills Community Bus &	NS	WT
404 East York Community Bus &	EW	WT

STREETCARS

301 Queen #	EW	Ron/Rus
306 Carlton #	EW	Ron/Rus
501 Queen #	EW	Ron/Rus
502 Downtowner #	EW	Rus
503 Kingston Rd #	EW	Rus
504 King #	EW	Ron/Rus
505 Dundas #	EW	Ron/Rus
506 Carlton #	EW	Ron/Rus
508 Lake Shore #	EW	Ron
509 Harbourfront #	EW	Ron
510 Spadina #	NS	Rus
511 Bathurst #	NS	Ron
512 St Clair #	EW	Ron

RAPID TRANSIT

1 Yonge-University-Spadina Subway	NS	WilSub
2 Bloor-Danforth Subway	EW	DanSub
3 Scarborough RT	NS	DanSub
4 Sheppard Subway	EW	WilSub

- # — Transit-priority traffic signals on route
- & — Accessible service using lift-equipped buses
- & — Accessible service using low-floor buses
- Seasonal or special-event service

List of routes by operating division, effective March 2004

Toronto Transit Commission

ARROW ROAD DIVISION

99 Arrow Rd	NS	Arw
120 Calvington	EW	Arw
108 Downsview &	EW	Arw
308 Finch East &	EW	Mal/Arw
36 Finch West &	EW	Arw
309 Finch West &	EW	Arw/Mal
191 Highway 27 Rocket	NS	Arw
37 Islington	NS	Arw/Qsy
311 Islington	NS	Arw/Qsy
110 Islington South	NS	Arw/Qsy
35 Jane #	NS	Arw
313 Jane #	NS	Arw
41 Keele	NS	Arw
107 Keele North	NS	Arw
45 Kipling	NS	Arw/Qsy
59 Maple Leaf	EW	Arw
46 Martin Grove &	NS	Arw
84 Sheppard West	EW	Arw
312 St Clair	EW	Arw
60 Steeles West &	EW	Arw/Wil
89 Weston	EW	Arw
165 Weston Rd North	NS	Arw
96 Wilson	EW	Arw
319 Wilson	EW	Arw
106 York University &	NS	Arw

BIRCHMOUNT DIVISION

6 Bay	NS	Bir
17 Birchmount	NS	Bir
300 Bloor-Danforth	EW	Bir/Egl/Qsy
8 Broadview	NS	Bir
20 Cliffside	EW	Bir
22 Coxwell	EW	Bir
322 Coxwell	EW	Bir
113 Danforth	NS	Bir
302 Danforth Rd-McCowan	EW	Bir
23 Dawes	NS	Bir
25 Don Mills	NS	Bir
303 Don Mills	NS	Bir
143 Downtown/Beach Express	EW	Bir
144 Downtown/Don Valley Express	NS	Bir
135 Gerrard	EW	Bir
31 Greenwood	NS	Bir
83 Jones	NS	Bir
12 Kingston Rd	EW	Bir
64 Main	NS	Bir
16 McCowan	NS	Bir
62 Mortimer	NS	Bir
70 O'Connor	EW	Bir
67 Pharmacy	NS	Bir
167 Pharmacy North	NS	Bir
82 Rosedale	NS	Bir/Egl
24 Victoria Park	NS	Bir
324 Victoria Park	NS	Bir

68 Warden	NS	Bir
69 Warden South	NS	Bir
91 Woodbine	NS	Bir
92 Woodbine South	NS	Bir

DANFORTH DIVISION

2 Bloor-Danforth Subway	EW	DanSub
3 Scarborough RT	NS	DanSub

EGLINTON DIVISION

192 Airport Rocket &	NS	Egl
5 Avenue Rd &	NS	Egl
61 Avenue Rd North	NS	Wil/Egl
11 Bayview &	NS	Egl
9 Bellamy	NS	Egl
300 Bloor-Danforth	EW	Bir/Egl/Qsy
21 Brimley &	NS	Egl
87 Cosburn &	EW	Egl
42 Cummer &	EW	Egl
127 Davenport	EW	Egl
28 Davisville &	EW	Egl
141 Downtown/Mt Pleasant Express	NS	Egl
34 Eglinton East	EW	Egl
305 Eglinton East	EW	Egl
100 Flemingdon Park &	NS	Egl
122 Graydon Hall	EW	Egl
43 Kennedy	NS	Egl
54 Lawrence East	EW	Egl/Mal
162 Lawrence-Donway	EW	Egl
56 Leaside &	NS	Egl
51 Leslie &	NS	Egl
57 Midland &	NS	Egl
116 Morningside	EW	Egl
74 Mt Pleasant	NS	Egl
103 Mt Pleasant North	NS	Egl
72 Pape &	NS	Egl
65 Parliament &	NS	Egl
82 Rosedale	EW	Bir/Egl
86 Scarborough	EW	Egl
190 Scarborough Centre Rocket &	EW	Egl
75 Sherbourne # &	NS	Bir/Egl
88 South Leaside &	EW	Egl
81 Thorncliffe Park &	EW	Egl
94 Wellesley &	EW	Egl
97 Yonge &	NS	Egl
320 Yonge	NS	Egl/Wil

MALVERN DIVISION

39 Finch East &	EW	Mal
139 Finch East	EW	Mal
308 Finch East &	EW	Mal/Arw
309 Finch West &	EW	Arw/Mal
38 Highland Creek	EW	Mal
169 Huntingwood	EW	Mal
54 Lawrence East	EW	Egl/Mal
102 Markham Rd	NS	Mal
129 McCowan North	NS	Mal

130 Middlefield	NS	Mal
132 Milner	EW	Mal
133 Neilson	NS	Mal
131 Nugget	EW	Mal
134 Progress	NS	Mal
85 Sheppard East &	EW	Mal
53 Steeles East &	EW	Mal
10 Van Horne	EW	Mal
224 Victoria Park North	NS	Mal
268 Warden North	NS	Mal
95 York Mills	EW	Mal
321 York Mills	EW	Mal
194 Zoo Rocket &	EW	Mal

QUEENSWAY DIVISION

300 Bloor-Danforth	EW	Bir/Egl/Qsy
49 Bloor West	EW	Qsy
50 Burnhamthorpe	EW	Qsy
26 Dupont	EW	Qsy
111 East Mall	NS	Qsy
32 Eglinton West	EW	Qsy/Wil
307 Eglinton West	EW	Qsy/Wil
15 Evans	EW	Qsy
110 Islington South	NS	Arw/Qsy
37 Islington	NS	Arw/Qsy
311 Islington	NS	Arw/Qsy
40 Junction	EW	Qsy
45 Kipling	NS	Arw/Qsy
44 Kipling South	NS	Qsy
30 Lambton	EW	Qsy
52 Lawrence West	EW	Qsy/Wil
66 Prince Edward	NS	Qsy
80 Queensway	EW	Qsy
48 Rathburn	EW	Qsy
73 Royal York	NS	Qsy
76 Royal York South	NS	Qsy
71 Runnymede	NS	Qsy
123 Shorncliffe	NS	Qsy
77 Swansea	NS	Qsy/Wil
168 Symington	NS	Qsy
55 Warren Park	NS	Qsy
112 West Mall	NS	Qsy

RONCESVALLES DIVISION

511 Bathurst #	NS	Ron
506 Carlton #	EW	Ron/Rus
306 Carlton #	EW	Ron/Rus
505 Dundas #	EW	Ron/Rus
509 Harbourfront #	EW	Ron
504 King #	EW	Ron/Rus
508 Lake Shore #	EW	Ron
301 Queen #	EW	Ron/Rus
501 Queen #	EW	Ron/Rus
512 St Clair #	EW	Ron

RUSSELL DIVISION

306 Carlton #	EW	Ron/Rus
---------------	----	---------

506 Carlton #	EW	Ron/Rus
505 Dundas #	EW	Ron/Rus
504 King #	EW	Ron/Rus
502 Downtowner #	EW	Rus
503 Kingston Rd #	EW	Rus
301 Queen #	EW	Ron/Rus
501 Queen #	EW	Ron/Rus
510 Spadina #	NS	Rus

WILSON DIVISION — BUS

117 Alness	NS	Wil
61 Avenue Rd North	NS	Wil/Egl
7 Bathurst # &	NS	Wil
310 Bathurst #	NS	Wil
160 Bathurst North #	NS	Wil
126 Christie	NS	Wil
142 Downtown/Avenue Rd Express	NS	Wil
125 Drewry	EW	Wil
29 Dufferin # &	NS	Wil
329 Dufferin #	NS	Wil
105 Dufferin North &	NS	Wil
32 Eglinton West	EW	Qsy/Wil
307 Eglinton West	EW	Qsy/Wil
193 Exhibition Rocket	EW	Wil
104 Faywood	NW	Wil
33 Forest Hill	NS	Wil
14 Glencairn	EW	Wil
47 Lansdowne &	NS	Wil
52 Lawrence West	EW	Qsy/Wil
58 Malton	EW	Wil
63 Ossington	NS	Wil
316 Ossington	NS	Wil
109 Ranee	NS	Wil
161 Rogers Rd &	EW	Wil
79 Scarlett Rd &	NS	Wil
115 Silver Hills	EW	Wil
78 St Andrews	EW	Wil
60 Steeles West &	EW	Arw/Wil
124 Sunnybrook	EW	Wil
77 Swansea	NS	Qsy/Wil
90 Vaughan	NS	Wil
98 Willowdale-Senlac &	NS	Wil
320 Yonge	NS	Egl/Wil
196 York University Rocket	NS	Wil



























WILSON DIVISION — SUBWAY

1 Yonge-University-Spadina Subway	NS	WilSub
4 Sheppard Subway	EW	WilSub





WHEEL-TRANS OPERATIONS





















404 East York Community Bus &	EW	WT
400 Lawrence Manor Community Bus &	EW	WT
402 Parkdale Community Bus &	NS	WT
403 South Don Mills Community Bus &	NS	WT

1 YONGE-UNIVERSITY-SPADINA SUBWAY

Finch  	36, 39, 42, 53, 60, 97, 125, GO buses, York Region Transit, Brampton Transit
North York Centre	97, GO buses
Sheppard-Yonge  	4, 84, 85, 97, 98, 196, GO buses
York Mills	78, 95, 96, 97, 115, 122, 165, GO buses
Lawrence	52, 59, 97, 124, 162
Eglinton	5, 32, 34, 51, 54, 56, 61, 97, 100, 103
Davisville  	11, 14, 28, 97
St Clair  	74, 88, 97, 512
Summerhill	97
Rosedale	82, 97
Bloor-Yonge  	2, 97
Wellesley  	94, 97
College	97, 506
Dundas  	97, 505
Queen  	97, 141, 142, 143, 144, 501, 502
King	97, 503, 504, 508
Union  	6, 65, 72, 97, 503, 509, 510, GO trains/buses
St Andrew (King Street)	503, 504, 508
Osgoode (Queen Street)	141, 142, 143, 144, 501, 502
St Patrick (Dundas Street)	142, 505
Queen's Park (College Street)  	5, 142, 506
Museum	5, 94, 142
St George  	2, 26
Spadina *	2, 127, 510
Dupont	26, 127
St Clair West	7, 33, 90, 126, 512
Eglinton West	32, 63, 109
Glencairn	14
Lawrence West  	52, 58, 59, 109, 400
Yorkdale	47, 109, GO buses
Wilson	7, 29, 96, 104, 120, 160, 165
Downsview  	84, 105, 106, 107, 108, 117, 196







2 BLOOR-DANFORTH SUBWAY

Kipling  	30, 44, 45, 46, 49, 111, 112, 123, 191, 192, GO trains
Islington	37, 50, 110, Mississauga Transit
Royal York	15, 48, 73, 76
Old Mill	66
Jane	26, 35, 55
Runnymede  	71, 77, 79
High Park	30
Keele	41, 80, 89











Dundas West  	40, 168, 193, 504, 505, GO trains
Lansdowne	47
Dufferin	29, 402
Ossington	63, 94, 161
Christie	126
Bathurst  	7, 511
Spadina   *	1, 127, 510
St George  	1, 26
Bay (Yorkville)	6
Bloor-Yonge  	1, 97
Sherbourne	75
Castle Frank  	65, 94
Broadview  	8, 62, 87, 100, 504, 505
Chester	
Pape	25, 72, 81
Donlands  	56, 83
Greenwood	31
Coxwell	22, 70
Woodbine	91, 92
Main Street  	20, 23, 62, 64, 87, 113, 135, 506, GO trains
Victoria Park	12, 24, 67, 404
Warden	9, 16, 17, 68, 69, 70, 102, 135
Kennedy  	3, 12, 20, 21, 34, 43, 57, 86, 113, 116, 131






* No level access to 1 YONGE-UNIVERSITY-SPADINA subway platforms at Spadina Stn

3 SCARBOROUGH RT





















Kennedy  	2, 12, 20, 21, 34, 43, 57, 86, 113, 116, 131
Lawrence East  	54
Ellesmere	95
Midland	57
Scarborough Centre  	9, 16, 21, 38, 43, 129, 130, 131, 132, 133, 134, 169, 190, 194, GO buses
McCowan	9, 134







4 SHEPPARD SUBWAY

Sheppard-Yonge  	1, 84, 85, 97, 98, 196, GO buses
Bayview  	11, 85
Leslie  	51, 85, GO trains
Bessarion  	85
Don Mills  	10, 24, 25, 85, 139, 167, 169, 190, 224, 268, York Region Transit

510 SPADINA streetcar and 509 HARBOURFRONT streetcar	
Spadina 	2, 127, 510
Queens Quay (Ferry Docks) 	6, 97, 509, 510
Union 	1, 6, 65, 72, 97, 503, 509, 510, GO trains/buses
Exhibition  	29, 509, 511, GO trains

GO TRAIN STATIONS SERVED BY TTC

Long Branch	110, 123, 501, 508, Mississauga Transit
Mimico	76
Exhibition  	29, 509, 511
Toronto – Union Station  	See Union Station
Danforth  	See Main Street Station
Scarborough	9, 12, 16, 20, 102, 113
Eglinton	9, 34, 86, 116
Guildwood	86, 116
Rouge Hill  	38, 54, 85, Ajax-Pickering Transit
Malton 	58, Mississauga Transit
Etobicoke North 	37, 45, Mississauga Transit
Weston 	52, 58, 59, 79, 89
Bloor	See Dundas West Station
Maple 	107, York Region Transit
Rutherford 	107, York Region Transit
York University 	41
Old Cummer 	39, 42, 51
Oriole 	4, 10, 51, 85, 115, 169
Kipling	See Kipling Station
Mount Joy 	102, York Region Transit
Markham 	102, York Region Transit
Centennial 	129, York Region Transit
Milliken	43, 53, 57, York Region Transit
Agincourt 	43, 57, 85

-  — Elevators to all levels
-  — Station fully accessible
-   — Level access to southbound platform (obstacles may exist at doors)
-   — Level access from street to accessible buses (obstacles may exist at doors)
- Seasonal or special-event service